



# 2018-2019 IUPUI BASKETBALL GAME NOTES

# IUPUI

## SCHEDULE/RESULTS

(11-13, 7-8 HORIZON)

Date	Opponent	Result/Time
Oct. 29	# Central State	W, 86-52
Nov. 6	at Xavier	L, 69-82
Nov. 10	Eastern Illinois	W, 71-65
Nov. 14	^ at Boston College	W, 76-69
Nov. 16	^ at Richmond	L, 70-78
Nov. 23	^ vs. St. Francis (NY)	W, 68-48
Nov. 24	^ vs. Grambling State	W, 80-69
Nov. 28	Bradley	W, 85-73
Dec. 1	Ball State	L, 75-85
Dec. 6	IU Kokomo	W, 95-64
Dec. 12	IU Northwest	W, 116-79
Dec. 15	Western Illinois	W, 82-68
Dec. 18	at Purdue Fort Wayne	L, 77-87
Dec. 21	at Morehead State	L, 70-74
Dec. 28	*at Northern Kentucky	L, 77-92
Dec. 30	*at Wright State	L, 64-82
Jan. 4	*at UIC	W, 66-64
Jan. 10	*Cleveland State	W, 90-74
Jan. 12	*Youngstown State	L, 76-82
Jan. 17	*at Green Bay	W, 76-70
Jan. 19	*at Milwaukee	L, 57-64
Jan. 24	*Oakland	W, 73-71
Jan. 26	*Detroit Mercy	W, 80-65
Feb. 1	*Northern Kentucky	W, 83-77
Feb. 3	*Wright State	L, 74-79
Feb. 9	*UIC	L, 75-76
Feb. 14	*at Youngstown State	L, 73-75
Feb. 16	*at Cleveland State	L, 86-89
Feb. 22	*Milwaukee	W, 67-60
Feb. 24	*Green Bay	1:00 pm
Feb. 28	*at Detroit Mercy	8:00 pm
Mar. 2	*at Oakland	4:00 pm
Mar. 5-6	& HL Quarterfinals	7:00 pm
Mar. 11	& HL Semifinals	tbd
Mar. 12	& HL Championship	tbd

# denotes exhibition  
 \* denotes Horizon League games  
 ^ part of Fort Myers Tip-Off  
 (first two games on campus sites / last two at Niagara)  
 & denotes Horizon League Tournament games  
 (quarterfinals on campus sites / semis and finals in Detroit)

## MEDIA COVERAGE

TV: ESPN+

Greg Rakestraw (pxp); Bob Lovell (analyst)

Video Stream: WatchESPN

Audio: none

Live Stats: IUPUIJags.com

Twitter: @IUPUIJaguars / @IUPUIMensBball

## MBB CONTACT

Ed Holdaway - IUPUI Assistant AD

Email: eholdawa@iupui.edu

Twitter: @EdHoldaway

Cell: 317-908-2645

## '03 NCAA TOURNAMENT, 2010 CBI

# IUPUI (11-13, 7-8 HL) vs. GREEN BAY (15-13, 9-6 HL)

Sunday, February 24, 2019 • 1:00 p.m. • Indianapolis, Ind. • Indiana Farmers Coliseum (6,800)





## STAT BREAKDOWN

IUPUI		GB
76.8	PPG	82.0
73.2	Opp. PPG	80.6
.453	FG%	.454
.445	Opp. FG%	.448
37.4 (+4.7)	RPG (Margin)	36.8 (-3.4)
.334	3FG%	.338
.699	FT%	.702
14.1 (+0.4)	TO/G (Margin)	12.8 (+2.9)
198	NCAA Eval. Tool (NET)	212

## SERIES BREAKDOWN

Overall:	5-3
Gardner vs. GB:	3-0
in Green Bay:	2-2
in Indianapolis:	2-1
neutral:	1-0
Last Meeting:	Jan. 17, 2019
Outcome:	IUPUI 76-70 (Green Bay, Wisc.)
Streak:	IUPUI has won 4
Quick Note:	IUPUI is a perfect 3-0 against Green Bay since joining the Horizon League prior to last season

## THE JAGUARS



### PROBABLE STARTERS

No.	Name	Yr.	Pos.	Ht.	Hometown	PPG	RPG	APG	FG%	3FG%	FT%
5	Camron Justice	Jr.	G	6-3	Hindman, Ky.	18.9	3.0	2.9	.425	.344	.849
22	D.J. McCall	Sr.	G	6-6	Fort Wayne, Ind.	7.9	6.0	2.1	.442	.308	.679
23	Grant Weatherford	So.	G	6-2	Cicero, Ind.	5.8	2.8	2.5	.509	.357	.719
24	Evan Hall	Sr.	F	6-7	Hindman, Ky.	9.5	5.8	1.5	.515	---	.299
15	Ahmed Ismail	Sr.	C	7-1	Cairo, Egypt	7.6	4.9	0.7	.598	.750	.674

### OFF THE BENCH

0	Jaylen Minnett	So.	G	6-1	Terre Haute, Ind.	11.9	1.9	1.8	.363	.323	.857
2	Jakoby Kemp	So.	F	6-8	Layton, Utah	3.4	1.6	0.2	1.000	---	.625
4	Jack Hansen	Fr.	F	6-7	Noblesville, Ind.	3.0	1.7	0.4	.329	.289	.905
10	Nick Rogers	Jr.	G	6-1	Indianapolis, Ind.	4.7	1.2	1.4	.489	.396	.676
11	Brandon Kenyon	Fr.	F/C	6-10	Caledonia, Ontario	2.6	1.1	0.1	.375	.000	.667
25	Trevor Johnson	Jr.	G	6-2	Flagstaff, Ariz.	0.3	1.2	0.7	.250	.000	---
32	Elyjah Goss	So.	F	6-7	Plainfield, Ill.	7.0	6.7	0.8	.511	.304	.700
55	Daniel Alston	Fr.	G	6-0	Champaign, Ill.	0.5	0.3	0.0	.500	.000	---

## QUICK HITTERS

- IUPUI's 15 victories are the program's most in a season under head coach **Jason Gardner**. The 15 wins are the most since IUPUI went 19-14 in 2010-11.
- Sophomore **Jaylen Minnett** has now made a three in 31 straight games, dating back to last season. His streak ranks among the eight longest current streaks in Division I basketball.
- IUPUI's top scorer, **Camron Justice**, ranks third in the Horizon League at 18.9 points per game and tied for second in the league with 124 free throws made. However, Justice has struggled shooting in four games since being forced to wear a protective mask due to an injury suffered against Wright State on Feb. 3. In four games wearing the mask, Justice is averaging just 13 points per game and shooting 16-of-56 overall (28.6%) and 6-of-34 from three (17.6%).
- IUPUI ranks among the top-30 in the country in free throws made (432) and free throws attempted (616). Justice is among the top 100 in free throws made (124), free throws attempted (146) and free throw percentage (84.9%).
- Senior center **Ahmed Ismail** has been brilliant since moving into the starting lineup three games ago. In those three starts, the 7-foot-1 Ismail is averaging 13.3 points and 7.6 rebounds a game while shooting 15-of-20 (75%) from the floor. Ismail has scored in double-digits in four straight dating back to the UIC game on Feb. 9.
- Head coach **Jason Gardner** enters his 5th season on the Jaguars' sidelines, boasting a 63-90 career record. He's 37-44 (.457) in league games and guided the Jags to The Summit League Tourney Semifinals in his 3rd season in 2016-17.
- IUPUI is seven years removed from a winning season as current Georgia State head coach **Ron Hunter** guided the Jaguars to a 19-14 mark in the 2010-11 campaign. Hunter was named to the IUPUI Hall of Fame this season.

## SIGHTS & SOUNDS

- IUPUI will recognize the senior trio of Evan Hall, Ahmed Ismail and D.J. McCall, along with senior manager Matt Cobb, in a presentation before Sunday's game.
- Sugar Creek Elementary will perform Sunday's national anthem before the game.

## 2018-2019 ROSTER

### NUMERIC ROSTER

##	Name	Pos.	Ht.	Wt.	Yr.	Hometown/High School (Previous)
0	Jaylen Minnett	G	6-1	180	So.	Terre Haute, Ind./Terre Haute South
1	# Jamil Jackson Jr.	G/F	6-6	190	Jr.	Minneapolis, Minn./Minneapolis North (Southern Utah)
2	Jakoby Kemp	F	6-8	190	So.	Layton, Utah/Layton (Salt Lake C.C.)
4	Jack Hansen	F	6-7	205	Fr.	Noblesville, Ind./Guerin Catholic
5	Camron Justice	G	6-3	180	Jr.	Hindman, Ky./Knott County Central (Vanderbilt)
10	Nick Rogers	G	6-1	170	Jr.	Indianapolis, Ind./Traders Point Academy (Toledo)
11	Brandon Kenyon	F/C	6-10	225	Fr.	Caledonia, Ontario/RISE Prep
14	# Marcus Burk	G	6-3	205	Jr.	Indianapolis, Ind./Franklin Central (Campbell)
15	Ahmed Ismail	C	7-1	260	Sr.	Cairo, Egypt/Nakhas Zagazig (Manhattan)
22	D.J. McCall	G	6-6	190	Sr.	Fort Wayne, Ind./Concordia Lutheran
23	Grant Weatherford	G	6-2	185	Jr.	Cicero, Ind./Hamilton Heights (Midland [Tex.] College)
24	Evan Hall	F	6-7	230	Sr.	Hindman, Ky./Knott County Central
25	Trevor Johnson	G	6-2	170	Jr.	Flagstaff, Ariz./Flagstaff (Mesa C.C.)
32	Elyjah Goss	F	6-7	195	So.	Bolingbrook, Ill./Plainfield East
55	Daniel Alston	G	6-0	175	Fr.	Champaign, Ill./Judah Christian

### COACHING STAFF

<b>Head Coach:</b>	Jason Gardner
<b>Alma Mater:</b>	Arizona, '11
<b>Career Record:</b>	(63-90; 5th season)
<b>IUPUI Record:</b>	(63-90; 5th season)
<b>Conference Record:</b>	(37-44; 5th season)
<b>Associate Head Coach:</b>	Byron Rimm II
<b>Alma Mater:</b>	Cal State Los Angeles, '99
<b>Assistant Coach:</b>	Matt Bringman
<b>Alma Mater:</b>	Palm Beach Atlantic, '06
<b>Assistant Coach:</b>	Matt Dunn
<b>Alma Mater:</b>	Fort Hays State, '07
<b>Dir. of Operations:</b>	Isaac Loechle
<b>Alma Mater:</b>	Indiana, '01
<b>Strength Coach:</b>	Jason Quarles
<b>Alma Mater:</b>	IUPUI, '12

### PRONUNCIATION GUIDE


<b>ELYJAH</b> Goss	(same as Elijah)
Jaylen <b>MINNETT</b>	(min-NET)
<b>AHMED</b> ISMAIL	(AH-med ISH-male)

# will sit out the 2018-19 season as a Division I transfer

## RADIO / TV ROSTER



**#0 - JAYLEN MINNETT**  
6-1 // Soph. // G  
Terre Haute, Ind.



**#2 - JAKOBY KEMP**  
6-8 // Soph. // F  
Layton, Utah




**#4 - JACK HANSEN**  
6-7 // Fr. // F  
Noblesville, Ind.



**#5 - CAMRON JUSTICE**  
6-3 // Jr. // G  
Hindman, Ky.



**#10 - NICK ROGERS**  
6-1 // Jr. // G  
Indianapolis, Ind.




**#11 - BRANDON KENYON**  
6-10 // Fr. // F/C  
Caledonia, Ontario



**#15 - AHMED ISMAIL**  
7-1 // Sr. // C  
Cairo, Egypt



**#22 - D.J. MCCALL**  
6-6 // Sr. // G  
Fort Wayne, Ind.



**#23 - GRANT WEATHERFORD**  
6-2 // Soph. // G  
Cicero, Ind.




**#24 - EVAN HALL**  
6-7 // Sr. // F  
Hindman, Ky.



**#25 - TREVOR JOHNSON**  
6-2 // Jr. // G  
Flagstaff, Ariz.



**#32 - ELYJAH GOSS**  
6-7 // Soph. // F  
Bolingbrook, Ill.



**#55 - DANIEL ALSTON**  
6-0 // Fr. // G  
Champaign, Ill.



**JASON GARDNER**  
Head Coach  
5th season

## CAREER DOUBLE-DIGIT PERFORMANCES/STARTS

### Double-Digit Scoring Games

Name	Season	Career
Goss	7	8
Hall	13	37
Hansen	2	2
Ismail	11	11
Justice	26	26
McCall	9	22
Minnett	17	24
Rogers	5	8
Weatherford	6	6

### 20+ Point Scoring Games

Name	Season	Career
Hall	0	2
Justice	13	13
McCall	0	2
Minnett	4	4
Weatherford	1	1

### 30+ Point Scoring Games

Name	Season	Career
Justice	1	1

### Double-Digit Reb. Games

Name	Season	Career
Goss	7	8
Hall	3	12
Ismail	1	1
McCall	2	5

### Double-Doubles

Name	Season	Career
Goss	3	3
Hall	3	8
Ismail	1	1

### Games Started

Name	Season	Career
Goss	25	25
Hall	26	89
Ismail	3	3
Justice	27	27
McCall	27	91
Minnett	0	4
Rogers	0	25
Weatherford	27	27

## POLLS

ASSOCIATED PRESS		COACHES	
Week 16		Week 16	
Rank	Team (1st)	Rank	Team (1st)
1.	Duke (58)	1.	Duke (28)
2.	Gonzaga (6)	2.	Gonzaga (4)
3.	Virginia	3.	Virginia
4.	Kentucky	4.	Kentucky
5.	Tennessee	5.	Tennessee
6.	Nevada	6.	Nevada
7.	Michigan	7.	Michigan
8.	North Carolina	8.	Houston
9.	Houston	9.	North Carolina
10.	Michigan State	10.	Marquette
11.	Marquette	11.	Michigan State
12.	Kansas	12.	Kansas
13.	LSU	13.	Purdue
14.	Texas Tech	14.	Texas Tech
15.	Purdue	15.	LSU
16.	Florida State	16.	Villanova
17.	Villanova	17.	Florida State
18.	Louisville	18.	Virginia Tech
19.	Iowa State	19.	Iowa
20.	Virginia Tech	20.	Iowa State
21.	Iowa	21.	Kansas State
22.	Wisconsin	22.	Louisville
23.	Kansas State	23.	Wisconsin
24.	Maryland	24.	Buffalo
25.	Buffalo	25.	Cincinnati
			Maryland

## MID-MAJOR TOP 25

February 18					
Rk	Team (1st)	Record	Pts.	Prev.	Conf.
1.	Gonzaga (31)	25-2	737	1	West Coast
2.	Wofford	23-4	716	2	Southern
3.	Buffalo	22-3	716	4	Mid-American
4.	Belmont	21-4	651	5	Ohio Valley
5.	Murray State	21-4	589	8	Ohio Valley
6.	UC Irvine	22-5	555	9	Big West
7.	New Mexico State	22-4	535	10	Western Athletic
8.	Hofstra	22-5	534	6	Colonial
9.	Lipscomb	21-5	532	7	Atlantic Sun
10.	Liberty	23-5	478	16	Atlantic Sun
11.	Furman	22-5	454	14	Southern
12.	UNC Greensboro	22-5	442	3	Southern
13.	Vermont	21-5	403	13	America East
14.	ETSU	21-7	330	15	Southern
15.	South Dakota State	21-7	312	11	Summit
16.	Yale	17-4	302	17	Ivy League
17.	Toledo	20-5	299	12	Mid-American
18.	Montana	19-6	240	18	Big Sky
19.	Texas State	21-5	209	20	Sun Belt
20.	Stony Brook	21-5	206	19	America East
21.	San Francisco	20-6	182	21	West Coast
22.	Bowling Green	18-7	104	25	Mid-American
23.	Charleston	21-7	88	22	Colonial
24.	Georgia State	18-8	57	NR	Sun Belt
25.	Sam Houston State	17-9	53	23	Southland

## HORIZON LEAGUE PRESEASON POLLS

Pl.	School (1st-place) – Votes
1.	Wright State (25) – 377
2.	Northern Kentucky (10) – 356
3.	UIC (4) – 310
4.	Oakland – 239
5.	Green Bay – 238
6.	IUPUI – 188
7.	Cleveland State – 175
8.	Milwaukee (1) – 140
9.	Youngstown State – 104
10.	Detroit Mercy – 73

**Preseason POTY:** Drew McDonald, Northern Kentucky

### First Team (alphabetical order by school)

Tyree Appleby, Cleveland State  
Sandy Cohen III, Green Bay  
Drew McDonald, Northern Kentucky  
Marcus Ottey, UIC  
Loudon Love, Wright State

### Second Team (alphabetical order by school)

Kameron Hankerson, Green Bay  
Jalen Tate, Northern Kentucky  
Tarkus Ferguson, UIC  
Mark Hughes, Wright State  
Naz Bohannon, Youngstown State

## HORIZON LEAGUE

HORIZON LEAGUE STANDINGS		
through Feb. 22		
Team	Overall (Pct.)	HL (Pct.)
Northern Ky.....	21-7 (.750)	11-4 (.733)
Wright State.....	17-11 (.607)	11-4 (.733)
Green Bay.....	15-13 (.536)	9-6 (.600)
UIC.....	14-14 (.500)	8-7 (.533)
Oakland.....	12-16 (.429)	8-7 (.533)
Youngstown State.....	12-17 (.414)	8-8 (.500)
<b>IUPUI.....</b>	<b>15-13 (.536)</b>	<b>7-8 (.467)</b>
Detroit Mercy.....	10-17 (.370)	7-8 (.467)
Milwaukee.....	9-19 (.321)	4-11 (.267)
Cleveland State.....	8-21 (.276)	3-13 (.188)

## REMAINING SCHEDULE

Date	Game	Time
2/23	*Youngstown St. at Wright St.	3pm
	*Detroit Mercy at Oakland	3pm
	*Cleveland St. at Northern Ky.	7pm
2/24	<b>*Green Bay at IUPUI</b>	<b>1pm</b>
	*Milwaukee at UIC	4:12pm
2/28	*UIC at Oakland	7pm
	*Northern Ky. at Milwaukee	7pm
	<b>*IUPUI at Detroit Mercy</b>	<b>8pm</b>
	*Wright St. at Green Bay	8pm
3/2	*Northern Ky. at Green Bay	1pm
	*UIC at Detroit Mercy	4pm
	<b>*IUPUI at Oakland</b>	<b>4pm</b>
	*Cleveland St. at Youngstown St.	6pm
	*Wright St. at Milwaukee	7pm

## IUPUI IN HORIZON LEAGUE STATS

as of Feb. 21 [denotes NCAA ranking]

Category	HL [Nat Rk.]	Stat
Scoring.....	3rd [72nd]	77.2 ppg
Scoring Defense.....	3rd	73.7 ppg
Scoring Margin.....	3rd	+3.5 ppg
Free Throw %.....	7th	70.1%
Field Goal %.....	5th	45.4%
Field Goal % Def.....	5th	44.8%
3Pt Field Goal %.....	10th	33.5%
3Pt Field Goal % Def.....	9th	36.2%
Rebounding Offense.....	2nd	37.4 rpg
Rebounding Defense.....	3rd	32.7 rpg
Rebounding Margin.....	1st [46th]	+4.7 rpg
Blocked Shots.....	6th	3.2 bpg
Assists.....	6th [95th]	14.5 apg
Steals.....	3rd [83rd]	7.2 spg
Turnover Margin.....	5th	+0.6 to/gm
Assist/TO Ratio.....	8th	1.02 a/to
Offensive Rebounds.....	2nd [34th]	12.4 rpg
Defensive Rebounds.....	6th	25.0 rpg
Defensive Reb. %.....	3rd	72.6%
Offensive Reb. %.....	2nd	34.9%
3Pt Field Goals Made.....	10th	7.0/game
Home Attendance.....	9th	1,334/game

Player	Horizon [Nat'l Rk.]	Stat
<b>Elyjah Goss</b>		
Rebounding	t-6th	6.7 rpg
Off. Rebounds	t-7th	2.0 rpg
Def. Rebounds	t-7th	4.7 rpg
Blocked Shots	t-10th	0.8 bpg

<b>Evan Hall</b>		
Blocked Shots	1st	1.3 bpg
Off. Rebounding	t-3rd	2.3 rpg
FG%	7th	51.8%
Rebounding	11th	5.8 rpg
Scoring	t-28th	9.7 ppg

<b>Ahmed Ismail</b>		
Off. Rebounds	t-9th	1.9 rpg
Rebounding	t-17th	4.8 rpg

<b>Camron Justice</b>		
Scoring	3rd	19.1 ppg
FT%	7th	84.8%
3FG	6th	2.7/gm
Steals	t-5th	1.4 spg
Minutes	t-10th	32.0 mpg
Assists	t-11th	3.0 apg
Ast/Turnover Ratio	13th	1.19 a/to

<b>D.J. McCall</b>		
Off. Rebounds	5th	2.2 rpg
Rebounding	10th	6.0 rpg
Def. Rebounding	11th	3.9 rpg
Steals	t-9th	1.3 spg

<b>Jaylen Minnett</b>		
3FG	t-9th	2.3/gm
Scoring	t-21st	11.5 ppg

<b>Grant Weatherford</b>		
Steals	t-13th	1.2 spg



## JAGS GET PAST MILWAUKEE LATE IN 67-60 WIN

The IUPUI basketball team snapped a four-game skid on Friday night (Feb. 22) as the Jaguars outlasted Milwaukee, 67-60, inside Indiana Farmers Coliseum. Sophomore Jaylen Minnett hit for a game-high 22 points and Camron Justice added 15 as IUPUI all but assured a spot in the eight team Horizon League Tournament. Senior center Ahmed Ismail added 13 points and eight rebounds in making his third straight start.

IUPUI came up with timely baskets and even more timely defensive stops late after the game was tied at 54 all with 5:48 to play. The game featured 15 lead changes, the final coming when Minnett combined a stop and a bucket by collecting a steal near midcourt and racing to the other end for an uncontested layup, which sparked a pivotal 6-0 run. Ismail contributed the final four points of the run as he scored on a pair of free throws and then dropped in an easy layup off a Justice assist with 2:43 left to make it 60-54.

Milwaukee banked in a long three with 1:45 left, but IUPUI countered when Ismail put back a Minnett miss with 1:16 left to retain the two possession lead. From there, IUPUI made enough free throws and took advantage of some Panther misses to escape victorious.

Here are more notes from Friday's victory:

- The win gave the two teams a split in the season series with each team winning at home. IUPUI improved to 3-1 against Milwaukee since joining the league last season.
- Evan Hall added to his league best blocked shot total, swatting three to up his total to 37 on the season. Hall ranks fourth on the program's all-time list with 93 swats.
- Milwaukee made it's first six three-point attempts of the game in building a six-point first half lead before IUPUI recovered to lead by one at halftime.
- It was Minnett's fourth 20-point scoring game of the season.
- IUPUI held Milwaukee to just eight field goals after halftime as the Panthers shot just 31 percent after the break. MKE's 24 second half points were the fewest by an IUPUI foe this season, while IUPUI also scored a season-low 30 second half points.
- Hall of Famer Matt Crenshaw had his No. 21 jersey retired at halftime of Friday's game with current NBAer George Hill among those in attendance to celebrate the honor.

## MILESTONES

- The UIC game marked the **150th game** of Jason Gardner's IUPUI career.
- Senior Evan Hall became the 15th player in IUPUI history to grab **500 career rebounds** at UIC (Jan. 4). Fellow senior D.J. McCall followed in line as the 16th in school history to hit the number against Wright State (Feb. 3).
- Senior D.J. McCall delivered his 200th career assist against UIC (Feb. 9).
- Sophomore Jaylen Minnett hit his 100th career three in the win over Detroit Mercy (Jan. 26). He tallied his 500th career point against UIC (Feb. 9).
- The game at Green Bay was Evan Hall's **100th career game played**.
- Elijah Goss grabbed his **250th career rebound** at Milwaukee.
- Fifth-year senior D.J. McCall played his **2,500th career minute** at NKU.

## STREAKS

- Minnett has made a three in an IUPUI D1 record **31 straight games**, dating back to last season. His streak is one of the nation's 10 longest streaks for consecutive games with a triple.
- Senior D.J. McCall has started **55 straight games**, dating back to last season.

## NEW FIVE

- For just the third time this season, IUPUI used a new starting five at Youngstown State on Feb. 14 due to an injury to Elijah Goss.
- Senior center Ahmed Ismail (13.3 pts, 7.6 reb, 75.0 FG%) has filled in admirably in his three most recent starts, getting the nod in Goss' stead the past three outings. Ismail also started the season opener in place of an injured Evan Hall.
- Otherwise, the quintet of Camron Justice, D.J. McCall, Grant Weatherford, Goss and Hall has started 23 times this year.

## INDICATORS

- As the season wears on, three trends have become indicators as to how IUPUI will fare.
- 1.) IUPUI is **13-1 this season** when shooting a higher percentage than their opponent. That number has been consistent under Gardner as IUPUI is 57-9 (.864) in his five seasons when shooting a higher percentage than their opponent.
- 2.) IUPUI is now **10-1 this season** when holding opponents to 70 points or less. In IUPUI wins, IUPUI holds foes to 41 percent and an average of 67.7 points per game. In IUPUI losses, foes are shooting 49 percent and scoring 80 points per game.
- 3.) IUPUI is **14-5 this season** when outrebounding opponents and 1-8 when being outrebounded or rebounds are equal.

## GLASS EATERS

- IUPUI has been strong on the glass all year long, outrebounding foes by a league-high 4.7 rebounds per game to rank 46th in the nation. However, the Jags have been particularly impressive on the glass in league play with a league best +6.0 margin in Horizon League games.
- IUPUI has outrebounded its opponent by 10 or more boards **nine times this season**, including **six times in Horizon League play**.

## DO IT INSIDE

- Bucking the national trend, IUPUI relies heavily on the interior for points this season. The Jags average 34.4 points per game in the paint and also rank among the nation's leaders in free throws made and attempted.
- In league play, IUPUI is hitting just 6.5 treys per game while seven Horizon League teams hit 8-or-more 3's per game in league play.

## HEAVY HITTERS

- IUPUI opened conference play with arguably the toughest opening schedule in Horizon League history, taking on the top three picks in the league's preseason polls, all on the road. The trio of Wright State, Northern Kentucky and UIC collected 39 of the 40 possible first-place votes and easily separated from the second tier of selections.
- The Jaguars dropped the first two of the three-game stretch, losing at Northern

Kentucky and Wright State, before rebounding to win at UIC last Friday (Jan. 4).

## HE GO, WE GO - JUSTICE NOTES

In this instance, 'he' being Camron Justice. IUPUI is 9-4 this season when Justice scores 20-or-better. Justice was the first IUPUI player to score 20-or-more in four straight games since Jan. 14-28, 2012 when Alex Young went for 27-27-26-22 in a four-game span.

-The Kentucky-native has led IUPUI in scoring in 18 of 28 games and scored in double-digits in 27 of the Jaguars' 28 games.

## TURN BACK THE CLOCK

IUPUI got a skosh younger over the holiday break in terms of years of eligibility remaining. Grant Weatherford was awarded a clock extension from the NCAA in December, allowing him a sixth year in which to complete his four playing seasons - thus making him a sophomore eligibility-wise. IUPUI Associate AD for Compliance Laura Hue took the lead on applying for the successful waiver.

## CLASS ACTS

Nine Jaguars were named to the department's Academic Advisor's List for the fall semester for earning a 3.0 GPA or better - Daniel Alston, Elijah Goss, Jack Hansen, Jamil Jackson, Trevor Johnson, Jakoby Kemp, Brandon Kenyon, D.J. McCall and Grant Weatherford. Hansen notched a perfect 4.0 GPA during the fall semester.

McCall and Weatherford were also named to the Horizon League's Academic Honor Roll.

## BEST START SINCE...

The Jags' 8-3 start was the program's best start in head coach Jason Gardner's five seasons and best start since the 2009-10 season. That squad finished 25-11 overall and earned a spot in the CBI that season. This marks the first time Gardner has had IUPUI above .500 beyond the fourth game of any of his five seasons.

## ROLLING ON DUBS

IUPUI has points-rebounds double-doubles from three different players this season as Elijah Goss, Evan Hall and Ahmed Ismail have all pulled the trick. For perspective, IUPUI hasn't had three different players get double-doubles in a season since 2013-14 when four different players registered at least one (Marcellus Barksdale, Donovan Gibbs, Khufu Najee & Mitch Patton).

## BLOW OUT THE CANDLES

Head coach Jason Gardner celebrated his 38th birthday in style, collecting his 50th career head coaching win at Boston College on November 14. The win was the Jaguars' first over an ACC opponent since 2001 and first over a Power 5 school since winning at Seton Hall in 2009.

Gardner is third on the program's all-time wins list at 60, but is a far cry from the top two in program history. Current Georgia State head coach Ron Hunter (275) and IUPUI Hall of Famer Bob Lovell (195) own the top two spots in program history.

## SHARING THE WEALTH

IUPUI has had nine different players have hit for 10-or-more points at least once this season. Nick Rogers became the most recent player to tally double-digits, joining a group that includes Elijah Goss, Evan Hall, Jack Hansen, Ahmed Ismail, Camron Justice, D.J. McCall, Jaylen Minnett and Grant Weatherford.

## HOT BENCH

A staple under head coach Jason Gardner has been his teams' bench scoring as the IUPUI leader likes to play 9-10 players and use his bench frequently. Gardner's teams have matched or outscored the opposition's bench in 114 of 153 games (74.5 percent), including 22 of 28 games this season. All total, the IUPUI bench is averaging 27 points per game this season and outscoring opponents' benches by seven points per game. The Jags' bench scored a season-high 66 points in the win over IU Northwest.

## 700 DAYS

IUPUI junior guard Camron Justice was 700 days removed from his last competitive basketball game when the Jags took the floor against Xavier. Justice played just more than a season at Vanderbilt before joining the IUPUI program prior to last fall and sitting the full season as a transfer. Prior to Xavier, Justice last played in a game on Dec. 6, 2016 when the Commodores defeated High Point.

Justice and Evan Hall were high school teammates at Knott County Central (Ky.) High School, helping the Patriots to four straight state tournament appearances. Justice finished his high school career with 3,588 points and 393 treys before being named the 2015 Kentucky Mr. Basketball.

## POWER PLAYERS

Three members of the IUPUI roster have spent time at Power 5 universities prior to joining the IUPUI program. Camron Justice played two seasons at Vanderbilt prior to joining the Jaguars last season to sit out his year in residency. Grant Weatherford redshirted the 2015-16 as a true freshman at Purdue University before later attending Midland (Texas) College before coming to IUPUI. Sophomore Jakoby Kemp redshirted the 2016-17 season at Mizzou for Kim Anderson before transferring to Salt Lake Community College last season and joining the Jaguars this offseason.

## BRAND NEW BENCH

With the abrupt departure of longtime Associate Head Coach Matt Crenshaw to Ball State in October, the Jaguars have nearly an entirely new bench this season. Matt Bringman enters his second season on the IUPUI sidelines while Matt Dunn joined the program from Northern Arizona in August. Former Anderson University player Isaac Loechle (pronounced LOCK-lee) joined the IUPUI program as Director of Operations in July after Senior Advisor Andy Fagan opted to leave the coaching ranks immediately after last season. Most recently, Byron Rimm II, who spent 10 years as head coach at Prairie View A&M, joined the staff as associate head coach.

## NEW LOOK

Not only does IUPUI have a new look on the bench this season, the Jaguars also have

## NEWS, NOTES & STORYLINES (CONT.)

a new apparel provider this season, having switched from Nike to adidas this summer. IUPUI will have three different uniform combinations - red on white at home, white on red on the road and an alternate red on black for road games as well.

### LOOKING AHEAD

As he likes to do, Gardner has two Division I transfers waiting in the wings for next season in juniors Jamil Jackson (Southern Utah) and Marcus Burk (Campbell). Jackson, a native of Minneapolis, was limited to five games last season at Southern Utah, totaling 14 points and two boards. The year prior, he was an NJCAA honorable mention All-American at Williston State where he averaged 16.3 points and 6.4 rebounds per game.

Burk, an Indianapolis-native and graduate of Franklin Central, comes home after two successful seasons at Campbell University. The 6-foot-3 sharpshooter averaged 14.8 points per game last season while hitting 91-of-226 (40.3 percent) from three-point range. In two years at Campbell, Burk averaged 11.2 points per game and hit 158 treys at a 40.2 percent clip. As a senior at Franklin Central, he averaged 25.3 points, 5.7 rebounds and 2.7 assists per game.

Both will have two years of eligibility remaining, beginning next season.

### NEW TOURNEY FORMAT

The Horizon League Tournament will take on a new format this season as only the top eight teams will make the postseason instead of the 10-team all comers event.

The quarterfinals round will be played on Mar. 5-6 on campus sites with the top four seeds getting to host games. From there, the semifinals and championship game will be played at Little Caesars Arena in Detroit, Mich., on Mar. 11-12.

### PRODUCING PROS

This past offseason, Gardner saw three of his former players ink their first professional contracts at Aaron Brennan inked a deal with the Walter Tigers in Germany and Kellon Thomas followed suit, signing with the EVL Baskets Limburg in Germany. Maurice Kirby inked a deal with Club Sayago in Uruguay.

IUPUI has eight individuals playing professionally at this point, keyed by George Hill, who enters his 11th season in the NBA and second season with the Cleveland Cavaliers. He's started all six games to start this season and is averaging 12.3 points and 2.3 assists per game.

In addition, Darell Combs, Robert Glenn and Alex Young are all thriving overseas.

### AT THE HORN

Winning games at the horn has been a staple of head coach Jason Gardner's squads. Since Gardner took over, IUPUI has won five games in the closing seconds, including three as time expired:

P.J. Boutte - 15' floater at the horn vs. Ball State (71-69 / Nov. 22, 2014)

Marcellus Barksdale - layup at the horn at IPFW (84-82 / Jan. 23, 2016)

Jordan Pickett - wing 3 with :02 vs. NDSU (73-72 / Jan. 31, 2016)

Darell Combs - wing J with :01.5 vs. SDSU (85-83 / Jan. 18, 2017)

Evan Hall - layup at the horn vs. Milwaukee (72-71 / Jan. 10, 2018)

### 21 UP

On Friday, Feb. 22, Hall of Famer Matt Crenshaw became just the 3rd player in school history to have his jersey retired, joining #34 Carlos Knox and #3 George Hill, in the rafters.

Crenshaw finished as the program's all-time leader in assists and hit the game-winning shot in the 2003 Mid-Continent Conference Tournament to send IUPUI to the NCAA Tournament. He later played overseas and returned to IUPUI as a longtime member of the coaching staff before joining the Ball State coaching staff just prior to the start of this season.

Hill was among those to attend Friday's festivities.



### IUPUI AT 50

IUPUI is currently amidst a 50th anniversary year with the official 50th anniversary landing on Jan. 24, 2019.

Founded in 1969, IUPUI is an urban campus in Indianapolis, the 15th largest city in the United States, with a population of 2 million in the metro area. The campus is just west of downtown, within walking distance of the state capitol and other governmental offices and the site of numerous nationally renowned businesses and art, sports, education, and health facilities.

In 1968, Dr. Maynard K. Hine, dean of the IU School of Dentistry began working with then Indianapolis Mayor Richard Lugar, IU President Joseph L. Sutton, Purdue President Frederick L. Hovde, and other forward-thinking community leaders to establish IUPUI in 1969 through the merger of the Indianapolis extension programs of both IU and Purdue. Some schools, however, were established before the merger, including the IU School of Medicine, IU School of Dentistry, IU Robert H. McKinney School of Law, IU School of Liberal Arts, and IU Herron School of Art.



### HUNTER TO THE HALL

Longtime IUPUI head coach Ron Hunter was announced as part of the Jaguars' Hall of Fame Class of 2019 on Thursday, Nov. 29 and was officially inducted on February 2. He's joined in this year's class by Elizabeth (Bourgeois) Schaller (swimming) & Kristi (O'Brien) Moser (golf).

Hunter guided the IUPUI basketball program from 1994-2011 and is the program's all-time leader in wins (275), winning percentage (.557), games coached (494), winning seasons (11) and 20-win seasons (4). He guided IUPUI to its only ever NCAA Division I NCAA Tournament appearance in 2003. Led by future NBAer George Hill, his 2007-08 team won a school record 26 games and two years later, his team went 25-11 and collected the program's first-ever Division I postseason win. He was a two-time league Coach of the Year and clearly elevated the program during his tenure.

He earned national acclaim for his work with Samaritan's Feet as the first in the country to coach a game in his bare feet in January 2008 to raise awareness for those in need. He later personally delivered shoes to individuals in Peru and Costa Rica. He collected numerous honors for his philanthropic work including being named a 2008 ABC News Person of the Year, the 2010 Indiana Pathfinder Award recipient and an NABC Guardians of the Game Pillar Award for Service.

### UNIVERSITY QUICK FACTS

<b>Location</b> .....	Indianapolis, Ind.
<b>Founded</b> .....	1969
<b>Nickname</b> .....	Jaguars
<b>Colors</b> .....	Red, gold & black
<b>Enrollment</b> .....	30,690
<b>Affiliation</b> .....	NCAA Division I
<b>Conference</b> .....	The Horizon League
<b>Home Facility (Cap.)</b> .....	Indiana Farmers Coliseum (6,800)
<b>Chancellor</b> .....	Dr. Nasser Paydar
<b>Athletics Director</b> .....	Dr. Roderick Perry
<b>Website</b> .....	www.IUPUIJags.com
<b>Twitter</b> .....	@IUPUIJaguars
<b>Athletics Phone</b> .....	(317) 278-5247
<b>Mailing Address</b> .....	1000 Waterway Blvd. Indianapolis, IN 46202

### BASKETBALL HISTORY

<b>First Yr. of basketball</b> .....	1972
<b>Seasons of basketball</b> .....	47th
<b>Seasons of Division I basketball</b> .....	21st
<b>Division I (1998-pres.) Record</b> .....	259-285 (.476)
<b>NCAA Appearances</b> .....	1
<b>Last NCAA Appearance</b> .....	2003
<b>Last Postseason Appearance</b> .....	2010 (CBI - Second Round)

## UNIVERSITY NOTES

### ABOUT THE UNIVERSITY

IUPUI is a public research university located in downtown Indianapolis that is the result of a merger of the Purdue Indianapolis Extension Center (1946) and Indiana University Indianapolis (1916). The merger was completed in 1969 and athletics began in 1972.

The university offers more than 200 degree programs and boasts an enrollment over 30,000 (22,000 undergrad and 8,000 postgrad). The university also boasts an endowment of more than \$850 million.

The university is ranked among the Top 200 "National Universities" and ranked 7th for "Up and Coming Schools." U.S. News has ranked IUPUI among the nation's elite for 13 straight years.

All total, the campus covers 509 acres and is located along Indy's Cultural Trail.

IUPUI includes the nation's largest nursing school, the second largest medical school in the country, the only dental school in the state, and the country's oldest school of physical education. IUPUI is among the top 20 campuses in the nation for graduate professional degrees conferred

### ATHLETIC PROWESS

IUPUI was a primary beneficiary of the 1987 Pan-American Games in Indianapolis and continues to boast some world renowned facilities.

The IU Natatorium is located on the IUPUI campus and is among the best swimming & diving facilities in the world. It has hosted the U.S. Olympic Team Trials four different times and and 12 NCAA National Championship meets. In addition, the 2017 World Juniors were held at IUPUI and 16 world records have been set in the Natatorium water.

Adjacent west is the Michael A. Carroll Track & Soccer Stadium which has hosted several USA Outdoor Track & Field Championships and NCAA Championships, along with the 1988 US Olympic Trials. Florence Griffith-Joyner set the 100m world record of 10.49 on the track.

In basketball circles, IUPUI is best known as the long-time host of the Nike All-American Camp, which was held on campus for two decades. The nation's top prep players and coaches from every level converged on campus for two weeks each summer in what was considered the elite college recruiting event of the year. Alum included LeBron James, Chris Webber, Allen Iverson, Kevin Garnett, Jason Kidd and Paul Pierce, among many others.

### GEORGE HILL

IUPUI's best known basketball alum is current NBAer George Hill, who is in his 11th year in the league this season. Hill was originally drafted by the San Antonio Spurs (1st rd., 26th overall) in 2008.

He's played for the Spurs (2008-11), Indiana Pacers (2011-16), Utah Jazz (2016-17), Sacramento Kings (2017-18), Cleveland Cavaliers (2018) and Milwaukee Bucks (2018-pres.). He's played in nearly 700 regular season games, making well over 400 career starts and averaging 11.6 points per game in his NBA career.

Entering this season, he's played in 102 career playoff games, starting 90 times and averaging 12.4 points per game.



# 2018-2019 MISCELLANEOUS STATISTICS

## IUPUI'S RECORD WHEN...

	'18-19 Overall	'18-19 Horizon	Under Gardner
Home:	10-4	5-3	40-22
Away:	3-9	2-5	20-63
Neutral:	2-0	0-0	3-5
Overtime:	0-0	0-0	5-6
Lead @ Halftime:	12-2	6-0	47-14
Trail @ Halftime:	3-11	1-8	12-72
Tied @ Halftime:	0-0	0-0	4-4
Leading w/ 5:00 left:	13-2	5-1	53-8
Trailing w/ 5:00 left:	1-11	1-7	4-78
Tied w/ 5:00 left:	1-0	1-0	6-4
Shooting 50% or better:	7-1	3-0	29-4
Shooting 40-50%:	6-7	3-6	30-42
Shooting less than 40%:	2-5	1-2	4-44
Shooting better % than opp.	13-1	6-1	57-9
Shooting worse % than opp.	2-12	1-7	6-81
Scoring less than 60:	0-1	0-1	3-29
Score 60-69 pts:	3-2	2-1	11-29
Score 70-79 pts:	4-9	2-5	22-24
Score 80-89 pts:	5-1	2-1	21-8
Score 90+ pts:	3-0	1-0	6-0
Opp. scores less than 60:	1-0	0-0	11-5
Opp. scores 60-69 pts:	9-1	4-1	27-16
Opp. scores 70-79 pts:	5-6	3-4	17-34
Opp. scores 80-89 pts:	0-5	0-2	8-24
Opp. scores 90+ pts:	0-1	0-1	0-11
Commit less TO than opp.	7-7	3-4	30-38
Commit more TO than opp.	8-4	4-2	30-47
Commit same TO as opp.	0-2	0-2	3-5
Outrebound opponent:	14-5	7-4	44-29
Outrebounded:	1-7	0-3	17-57
Rebounding is equal:	0-1	0-1	2-4
Bench outscores opp.:	12-7	5-5	54-51
Bench is outscored:	0-5	1-3	7-33
Bench scoring is equal:	2-1	1-0	2-7
Hit more FT than opp.:	12-6	6-4	41-20
Hit less FT than opp.:	3-7	1-4	21-67
Hit same FT as opp.:	0-0	0-0	1-3
Hit more 3's than opp.:	6-2	3-0	28-30
Hit less 3's than opp.:	6-8	4-7	26-46
Hit same 3's as opp.:	3-3	0-1	9-14
Decided by 5 pts or less:	2-5	2-4	23-24
Decided by 6-10 points:	5-6	3-3	13-28
Decided by 10+ points:	8-2	2-1	29-38
In home whites:	10-4	5-3	41-22
In road blacks:	1-5	0-2	5-28
In road reds:	4-4	2-3	17-40
7 in double-digits:	0-0	0-0	1-0
6 in double-digits:	1-0	1-0	2-0
5 in double-digits:	2-2	1-2	7-5
4 in double-digits:	3-4	2-3	18-12
3 in double-digits:	6-4	2-2	19-28
2 in double-digits:	3-3	1-1	14-37
1 in double-digits:	0-0	0-0	2-6
0 in double-digits:	0-0	0-0	0-2
On Mondays:	0-0	0-0	3-8
On Tuesdays:	0-2	0-0	3-12
On Wednesdays:	3-0	0-0	10-9
On Thursdays:	4-1	3-1	8-13
On Fridays:	4-3	3-1	12-9
On Saturdays:	4-5	1-4	23-30
On Sundays:	0-2	0-2	4-10
In November:	5-2	0-0	13-19
In December:	3-5	0-2	13-27
In January:	5-2	5-2	22-18
In February:	2-4	2-4	14-22
In March:	0-0	0-0	1-4

TIMES LED							GAMES WITH							TOTAL		
Player	Pts.	Reb.	Ast.	Stl.	Blk.		10+ Pts.	20+ Pts.	10+ Reb.	3+ Ast.	3+ Blk.	3+ Stl.	3+ 3's	Dunks	Dbl-Dbls	
0-Minnett	5/8	0/0	7/9	6/7	1/2		17/24	4/4	0/0	9/10	0/0	2/2	10/16	0/0	0/0	
2-Kemp	0/0	0/0	0/0	0/0	0/0		0/0	0/0	0/0	0/0	0/0	0/0	0/0	1/1	0/0	
4-Hansen	0/0	0/0	1/1	0/0	1/1		2/2	0/0	0/0	0/0	0/0	0/0	0/0	0/0	0/0	
5-Justice	18/18	0/0	12/12	10/10	0/0		26/26	13/13	0/0	14/14	0/0	6/6	14/14	0/0	0/0	
10-Rogers	0/0	0/0	3/18	5/7	0/1		5/8	0/0	0/0	8/23	0/0	2/2	2/3	1/3	0/0	
11-Kenyon	0/0	0/0	0/0	0/0	0/0		0/0	0/0	0/0	0/0	0/0	0/0	0/0	2/2	0/0	
15-Ismael	0/0	4/4	1/1	0/0	6/6		11/11	0/0	1/1	3/3	0/0	0/0	0/0	3/3	1/1	
22-McCall	5/11	8/22	7/22	6/30	3/12		9/22	0/2	2/5	8/25	0/0	5/12	0/3	26/48	0/0	
23-Weatherford	0/0	1/1	10/10	10/10	0/0		6/6	1/1	0/0	13/13	0/0	4/4	0/0	1/1	0/0	
24-Hall	1/4	6/31	5/6	3/12	14/43		13/37	0/2	3/12	6/9	5/9	2/3	0/0	14/25	3/8	
25-Johnson	0/0	1/1	0/0	0/0	0/0		0/0	0/0	0/0	1/1	0/0	0/0	0/0	0/0	0/0	
32-Goss	1/1	13/16	1/2	4/7	11/15		7/8	0/0	7/8	1/2	1/2	0/0	0/0	23/37	3/3	
55-Alston	0/0	0/0	0/0	0/0	0/0		0/0	0/0	0/0	0/0	0/0	0/0	0/0	0/0	0/0	

totals listed by season/career

## SPECIALTY STATS (IUPUI/OPP)

PP = Points in the Paint; POT = Points off Turnover; 2nd = 2nd Chance Points; BP = Bench Points

Opponent	Result	PP	POT	2nd	BP	Lead	Largest	Lead	Deficit	Changes	Ties
#Central State	W, 86-52	30/10	19/8	10/1	46/21	39	---	0	0	0	0
at Xavier	L, 69-82	16/36	10/19	4/11	41/14	2	18	2	2	2	2
Eastern Illinois	W, 71-65	22/24	11/12	11/11	20/10	14	2	4	4	4	4
at Boston College	W, 76-69	26/20	22/13	12/8	16/8	7	14	6	5	5	5
at Richmond	L, 70-78	38/38	18/18	7/2	18/0	13	14	3	1	1	1
vs. St. Francis (NY)	W, 68-48	40/24	21/10	8/2	19/18	21	---	0	0	0	0
vs. Grambling St.	W, 80-69	32/28	24/15	12/9	31/29	23	3	6	2	2	2
Bradley	W, 85-73	36/26	6/21	5/6	24/28	15	1	4	2	2	2
Ball State	L, 75-85	36/36	23/24	12/14	24/24	3	12	9	2	2	2
IU Kokomo	W, 95-64	44/30	18/10	17/9	46/36	34	3	4	6	6	6
IU Northwest	W, 116-79	56/28	19/14	8/11	66/11	37	---	0	0	0	0
Western Illinois	W, 82-68	32/28	18/9	8/10	24/14	14	9	9	9	9	9
at Purdue Fort Wayne	L, 77-87	30/34	17/12	6/9	23/23	10	13	1	0	0	0
at Morehead State	L, 70-74	34/32	20/10	10/14	22/16	6	15	8	3	3	3
at Northern Ky.	L, 77-92	42/34	26/14	9/15	41/24	2	22	1	1	1	1
at Wright State	L, 64-72	36/36	8/20	11/2	23/26	4	13	1	2	2	2
at UIC	W, 66-64	20/18	9/16	8/3	15/11	11	4	4	4	4	4
Cleveland St.	W, 90-74	50/36	13/30	14/11	35/41	24	3	4	2	2	2
Youngstown St.	L, 76-82	42/38	18/11	15/12	26/29	5	13	7	8	8	8
at Green Bay	W, 76-70	38/32	20/23	9/6	16/16	8	8	5	2	2	2
at Milwaukee	L, 57-64	24/16	11/16	11/8	18/12	3	11	2	2	2	2
Oakland	W, 73-71	40/30	16/26	20/14	20/4	12	6	7	9	9	9
Detroit Mercy	W, 80-65	30/28	18/9	5/0	34/18	23	4	5	4	4	4
Northern Ky.	W, 83-77	40/40	20/16	9/9	26/13	10	13	1	4	4	4
Wright State	L, 74-79	30/32	13/14	13/7	29/26	3	21	6	4	4	4
UIC	L, 75-76	30/34	23/15	17/6	40/25	1	18	7	3	3	3
at Youngstown St.	L, 73-75	34/24	15/24	14/13	18/32	6	15	5	1	1	1
at Cleveland St.	L, 86-89	38/28	26/15	26/18	17/45	16	9	9	5	5	5
Milwaukee	W, 67-60	26/16	13/14	6/7	28/15	7	6	15	5	5	5
Green Bay											
at Detroit Mercy											
at Oakland											
HL Quarters											
HL Semis											
HL Championship											
Season Highs		56/40	26/30	20/15	66/41	34	22	9	9	9	9
Season Lows		16/16	6/9	4/0	15/0	-	-	-	-	-	-
Totals		962/826	476/450	307/247	760/568	-	-	135	92	92	92
Averages		34.4/29.5	17.0/16.1	11.0/8.8	27.1/20.3	-	-	4.8	3.3	3.3	3.3

## WIN/LOSS MARGINS

Wins	2	3	2	4	2	2										
Margin	1	2	3	4	5	6	7	8	9	10	11-15	16-20	21-29	30+		
Losses	1	1	1	1	1	1	1	2		2	2					

# 2018-2019 IUPUI STATISTICS

## IUPUI Basketball IUPUI Combined Team Statistics (as of Feb 22, 2019) All games



RECORD:	OVERALL	HOME	AWAY	NEUTRAL
ALL GAMES	15-13	10-4	3-9	2-0
CONFERENCE	7-8	5-3	2-5	0-0
NON-CONFERENCE	8-5	5-1	1-4	2-0

#	Player	gp-gs	min	avg	Total		3-Point		F-Throw		Rebounds				pf	dq	a	to	blk	stl	pts	avg
					fg-fga	fg%	3fg-fga	3fg%	ft-fa	ft%	off	def	tot	avg								
05	JUSTICE, Camron	28-28	899	32.1	166-391	.425	74-215	.344	124-146	.849	10	75	85	3.0	60	2	82	71	0	38	530	18.9
00	MINNETT, Jaylen	28-0	647	23.1	110-303	.363	65-201	.323	48-56	.857	8	44	52	1.9	46	0	50	43	1	25	333	11.9
24	HALL, Evan	27-27	644	23.9	117-227	.515	0-0	.000	23-77	.299	62	94	156	5.8	68	2	41	50	37	19	257	9.5
22	McCALL, D.J.	28-28	794	28.4	80-181	.442	8-26	.308	53-78	.679	59	109	168	6.0	58	1	60	53	7	38	221	7.9
15	ISMAIL, Ahmed	28-4	478	17.1	76-127	.598	3-4	.750	58-86	.674	53	84	137	4.9	78	5	20	42	14	3	213	7.6
32	GOSS, Elyjah	26-25	626	24.1	67-131	.511	7-23	.304	42-60	.700	52	121	173	6.7	47	0	21	25	22	18	183	7.0
23	WEATHERFORD, Gra	28-28	729	26.0	56-110	.509	5-14	.357	46-64	.719	23	56	79	2.8	76	3	70	44	3	35	163	5.8
10	ROGERS, Nick	28-0	423	15.1	43-88	.489	21-53	.396	25-37	.676	7	26	33	1.2	31	0	39	34	0	18	132	4.7
02	KEMP, Jakoby	5-0	23	4.6	6-6	1.000	0-0	.000	5-8	.625	5	3	8	1.6	3	0	1	3	1	1	17	3.4
04	HANSEN, Jack	27-0	262	9.7	25-76	.329	11-38	.289	19-21	.905	14	32	46	1.7	29	0	11	11	3	5	80	3.0
11	KENYON, Brandon	7-0	42	6.0	6-16	.375	0-4	.000	6-9	.667	2	6	8	1.1	6	1	1	1	2	2	18	2.6
55	ALSTON, Daniel	4-0	8	2.0	1-2	.500	0-1	.000	0-0	.000	0	1	1	0.3	0	0	0	2	0	0	2	0.5
25	JOHNSON, Trevor	6-0	26	4.3	1-5	.200	0-2	.000	0-0	.000	0	7	7	1.2	2	0	4	3	1	0	2	0.3
Team											52	42	94				12					
Total.....		0	5601		754-1663	.453	194-581	.334	449-642	.699	347	700	1047	0.0	504	14	400	394	91	202	2151	0.0
Opponents.....		0	5601		719-1614	.445	234-641	.365	379-540	.702	264	651	915	0.0	552	17	369	406	117	195	2051	0.0

TEAM STATISTICS	IUPUI	OPP
SCORING	2151	2051
Points per game	76.8	73.2
Scoring margin	+3.6	-
FIELD GOALS-ATT	754-1663	719-1614
Field goal pct	.453	.445
3 POINT FG-ATT	194-581	234-641
3-point FG pct	.334	.365
3-pt FG made per game	6.9	8.4
FREE THROWS-ATT	449-642	379-540
Free throw pct	.699	.702
F-Throws made per game	16.0	13.5
REBOUNDS	1047	915
Rebounds per game	37.4	32.7
Rebounding margin	+4.7	-
ASSISTS	400	369
Assists per game	14.3	13.2
TURNOVERS	394	406
Turnovers per game	14.1	14.5
Turnover margin	+0.4	-
Assist/turnover ratio	1.0	0.9
STEALS	202	195
Steals per game	7.2	7.0
BLOCKS	91	117
Blocks per game	3.3	4.2
ATTENDANCE	18752	41593
Home games-Avg/Game	14-1339	12-3337
Neutral site-Avg/Game	-	2-772

Date	Opponent	Score	Att.
11/06/18	at Xavier	L 69-82	10224
11/10/18	EASTERN ILL.	w 71-65	1350
\$ 11/14/18	at Boston College	w 76-69	3244
\$ 11/16/18	at Richmond	L 70-78	5015
& 11/23/18	vs St. Francis Brooklyn	w 68-48	910
& 11/24/18	vs Grambling State	w 80-69	635
11/28/18	BRADLEY	w 85-73	1383
12/01/18	BALL ST.	L 75-85	2150
12/06/18	IND.-KOKOMO	w 95-64	1287
12/12/18	IND.-NORTHWEST	w 116-79	927
12/15/18	WESTERN ILL.	w 82-68	980
12/18/18	at Purdue Fort Wayne	L 77-87	1984
12/21/18	at Morehead State	L 70-74	2874
* 12/28/18	at Northern Ky.	L 77-92	3303
* 12/30/18	at Wright State	L 64-72	3795
* 01/04/19	at UIC	w 66-64	2077
* 01/10/19	CLEVELAND ST.	w 90-74	1191
* 01/12/19	YOUNGSTOWN ST.	L 76-82	890
* 01/17/19	at Green Bay	w 76-70	2655
* 01/19/19	at Milwaukee	L 57-64	1613
* 01/24/19	OAKLAND	w 73-71	2285
* 01/26/19	DETROIT MERCY	w 80-65	1482
* 02/01/19	NORTHERN KY.	w 83-77	1169
* 02/03/19	WRIGHT ST.	L 74-79	1112
* 02/09/19	UIC	L 75-76	1141
* 02/14/19	at Youngstown State	L 73-75	1697
* 2/16/19	at Cleveland State	L 86-89	1567
* 02/22/19	MILWAUKEE	w 67-60	1405

\$ = Fort Myers Tip-Off (campus sites)  
 & - Fort Myers Tip-Off (Niagara, N.Y.)  
 \* = Horizon League game

Score by Periods	1st	2nd	Totals
IUPUI	1015	1136	2151
Opponents	1002	1049	2051



# 2018-2019 IUPUI HORIZON LEAGUE ONLY STATISTICS

## IUPUI Basketball IUPUI Combined Team Statistics (as of Feb 22, 2019) Conference games only



RECORD:	OVERALL	HOME	AWAY	NEUTRAL
ALL GAMES	7-8	5-3	2-5	0-0
CONFERENCE	7-8	5-3	2-5	0-0
NON-CONFERENCE	0-0	0-0	0-0	0-0

#	Player	gp-gs	min	avg	Total		3-Point		F-Throw		Rebounds												pts	avg
					fg-fga	fg%	3fg-fga	3fg%	ft-fa	ft%	off	def	tot	avg	pf	dq	a	to	blk	stl				
05	JUSTICE, Camron	15-15	504	33.6	81-206	.393	38-116	.328	57-70	.814	6	44	50	3.3	31	0	49	45	0	25	257	17.1		
00	MINNETT, Jaylen	15-0	351	23.4	58-164	.354	36-111	.324	35-41	.854	4	24	28	1.9	27	0	28	25	1	13	187	12.5		
22	McCALL, D.J.	15-15	436	29.1	51-111	.459	6-17	.353	40-56	.714	35	66	101	6.7	33	1	27	29	4	22	148	9.9		
24	HALL, Evan	15-15	388	25.9	68-126	.540	0-0	.000	11-35	.314	33	58	91	6.1	33	1	28	22	22	11	147	9.8		
15	ISMAIL, Ahmed	15-3	278	18.5	47-76	.618	2-3	.667	27-41	.659	37	37	74	4.9	38	3	12	19	7	2	123	8.2		
32	GOSS, Elyjah	13-12	304	23.4	27-58	.466	2-9	.222	22-31	.710	27	54	81	6.2	27	0	10	16	11	9	78	6.0		
10	ROGERS, Nick	15-0	236	15.7	25-52	.481	10-28	.357	14-21	.667	6	13	19	1.3	19	0	21	19	0	14	74	4.9		
23	WEATHERFORD, Gra	15-15	390	26.0	25-53	.472	2-7	.286	15-23	.652	14	25	39	2.6	41	2	33	28	2	20	67	4.5		
04	HANSEN, Jack	14-0	103	7.4	11-33	.333	2-12	.167	10-11	.909	7	10	17	1.2	7	0	3	3	0	3	34	2.4		
02	KEMP, Jakoby	2-0	6	3.0	1-1	1.000	0-0	.000	0-2	.000	4	0	4	2.0	2	0	0	1	0	0	2	1.0		
11	KENYON, Brandon	1-0	1	1.0	0-1	.000	0-1	.000	0-0	.000	0	0	0	0.0	0	0	0	0	0	0	0	0.0		
25	JOHNSON, Trevor	2-0	3	1.5	0-1	.000	0-0	.000	0-0	.000	0	0	0	0.0	0	0	0	1	0	0	0	0.0		
55	ALSTON, Daniel	1-0	1	1.0	0-0	.000	0-0	.000	0-0	.000	0	1	1	1.0	0	0	0	1	0	0	0	0.0		
Team											32	20	52					9						
Total.....		15	3001		394-882	.447	98-304	.322	231-331	.698	205	352	557	37.1	258	7	211	218	47	119	1117	74.5		
Opponents.....		15	3001		388-851	.456	142-360	.394	192-267	.719	140	327	467	31.1	294	8	218	216	65	113	1110	74.0		

TEAM STATISTICS	IUPUI	OPP
SCORING	1117	1110
Points per game	74.5	74.0
Scoring margin	+0.5	-
FIELD GOALS-ATT	394-882	388-851
Field goal pct	.447	.456
3 POINT FG-ATT	98-304	142-360
3-point FG pct	.322	.394
3-pt FG made per game	6.5	9.5
FREE THROWS-ATT	231-331	192-267
Free throw pct	.698	.719
F-Throws made per game	15.4	12.8
REBOUNDS	557	467
Rebounds per game	37.1	31.1
Rebounding margin	+6.0	-
ASSISTS	211	218
Assists per game	14.1	14.5
TURNOVERS	218	216
Turnovers per game	14.5	14.4
Turnover margin	-0.1	-
Assist/turnover ratio	1.0	1.0
STEALS	119	113
Steals per game	7.9	7.5
BLOCKS	47	65
Blocks per game	3.1	4.3
ATTENDANCE	10675	16707
Home games-Avg/Game	8-1334	7-2387
Neutral site-Avg/Game	-	0-0

Date	Opponent	Score	Att.
* 12/28/18	at Northern Ky.	L 77-92	3303
* 12/30/18	at Wright State	L 64-72	3795
* 01/04/19	at UIC	W 66-64	2077
* 01/10/19	CLEVELAND ST.	W 90-74	1191
* 01/12/19	YOUNGSTOWN ST.	L 76-82	890
* 01/17/19	at Green Bay	W 76-70	2655
* 01/19/19	at Milwaukee	L 57-64	1613
* 01/24/19	OAKLAND	W 73-71	2285
* 01/26/19	DETROIT MERCY	W 80-65	1482
* 02/01/19	NORTHERN KY.	W 83-77	1169
* 02/03/19	WRIGHT ST.	L 74-79	1112
* 02/09/19	UIC	L 75-76	1141
* 02/14/19	at Youngstown State	L 73-75	1697
* 2/16/19	at Cleveland State	L 86-89	1567
* 02/22/19	MILWAUKEE	W 67-60	1405

\$ = Fort Myers Tip-Off (campus sites)  
& - Fort Myers Tip-Off (Niagara, N.Y.)  
\* = Horizon League game

### SIGNING DAY

IUPUI inked three during the early signing period as all three will be true freshmen, beginning next season.

#### Mike DePersia (Cherry Hill, N.J./Haddonfield HS)

-5-foot-10 guard helped Haddonfield to a New Jersey Group 2 state championship as a junior. Averaged better than 13 points per game as a junior and has amassed more than 1,000 points in his high school career.

#### Calvin Temple (Olive Branch, Miss./Center Hill HS)

-6-foot-1 guard averaged 13.1 points and shot 46 percent from three as a junior at Aspire (Ky.) Academy. This season, he's helped Center Hill (Miss.) High School to a 4-0 start while averaging 22.5 points, 5.0 rebounds and 6.0 assists per game. He was named to the Clarion Ledger's Dandy Dozen before the season, touting the top 12 players from the state of Mississippi.

#### Taevion White (Prosper, Texas/Prosper HS/Pro Holmes Sports Academy)

-6-foot-7 forward averaged 6.5 points and 7.0 rebounds per game as a senior at Prosper (Texas) High School, earning first team all-district honors. He now attends Pro Holmes Sports (Fla.) Academy as a post-graduate prep.

Score by Periods	1st	2nd	Totals
IUPUI	504	613	1117
Opponents	533	577	1110



# 2018-2019 STATISTICAL SPLITS

## Wins (15 total)

#	Player	gp-gs	min	avg	Total		3-Point		F-Throw		Rebounds				pf	dq	a	to	blk	stl	pts	avg
					fg-fga	fg%	3fg-fga	3fg%	ft-fa	ft%	off	def	tot	avg								
05	JUSTICE, Camron	15-15	480	32.0	96-203	.473	47-111	.423	77-86	.895	6	43	49	3.3	23	0	50	38	0	18	316	21.1
00	MINNETT, Jaylen	15-0	330	22.0	59-146	.404	33-96	.344	28-32	.875	1	32	33	2.2	23	0	22	21	0	14	179	11.9
24	HALL, Evan	15-15	373	24.9	69-129	.535	0-0	.000	12-45	.267	36	60	96	6.4	38	1	24	29	20	7	150	10.0
32	GOSS, Elyjah	15-14	381	25.4	48-87	.552	6-16	.375	28-36	.778	33	78	111	7.4	31	0	13	17	13	11	130	8.7
22	McCALL, D.J.	15-15	415	27.7	41-86	.477	4-13	.308	34-46	.739	30	55	85	5.7	28	0	37	37	2	19	120	8.0
15	ISMAIL, Ahmed	15-1	228	15.2	44-67	.657	2-2	1.000	27-42	.643	27	46	73	4.9	44	2	13	17	10	3	117	7.8
23	WEATHERFORD, Gra	15-15	356	23.7	21-43	.488	2-6	.333	21-28	.750	7	26	33	2.2	37	2	47	24	1	22	65	4.3
10	ROGERS, Nick	15-0	229	15.3	17-44	.386	10-29	.345	19-30	.633	2	17	19	1.3	13	0	20	19	0	9	63	4.2
02	KEMP, Jakoby	4-0	18	4.5	5-5	1.000	0-0	.000	5-6	.833	1	3	4	1.0	1	0	1	2	1	1	15	3.8
04	HANSEN, Jack	14-0	132	9.4	13-39	.333	4-17	.235	8-8	1.000	3	19	22	1.6	11	0	6	7	1	0	38	2.7
11	KENYON, Brandon	6-0	26	4.3	4-11	.364	0-3	.000	3-6	.500	2	5	7	1.2	1	0	1	0	2	2	11	1.8
55	ALSTON, Daniel	4-0	8	2.0	1-2	.500	0-1	.000	0-0	.000	0	1	1	0.3	0	0	0	2	0	0	2	0.5
25	JOHNSON, Trevor	4-0	24	6.0	1-5	.200	0-2	.000	0-0	.000	0	7	7	1.8	2	0	4	3	1	0	2	0.5
Team											25	26	51					9				
Total.....		15	3000		419-867	.483	108-296	.365	262-365	.718	173	418	591	39.4	252	5	238	225	51	106	1208	80.5
Opponents.....		15	3000		361-884	.408	119-356	.334	175-262	.668	141	325	466	31.1	309	11	169	221	52	108	1016	67.7

## Losses (13 total)

#	Player	gp-gs	min	avg	Total		3-Point		F-Throw		Rebounds				pf	dq	a	to	blk	stl	pts	avg
					fg-fga	fg%	3fg-fga	3fg%	ft-fa	ft%	off	def	tot	avg								
05	JUSTICE, Camron	13-13	419	32.2	70-188	.372	27-104	.260	47-60	.783	4	32	36	2.8	37	2	32	33	0	20	214	16.5
00	MINNETT, Jaylen	13-0	317	24.4	51-157	.325	32-105	.305	20-24	.833	7	12	19	1.5	23	0	28	22	1	11	154	11.8
24	HALL, Evan	12-12	271	22.6	48-98	.490	0-0	.000	11-32	.344	26	34	60	5.0	30	1	17	21	17	12	107	8.9
22	McCALL, D.J.	13-13	379	29.2	39-95	.411	4-13	.308	19-32	.594	29	54	83	6.4	30	1	23	16	5	19	101	7.8
23	WEATHERFORD, Gra	13-13	373	28.7	35-67	.522	3-8	.375	25-36	.694	16	30	46	3.5	39	1	23	20	2	13	98	7.5
15	ISMAIL, Ahmed	13-3	250	19.2	32-60	.533	1-2	.500	31-44	.705	26	38	64	4.9	34	3	7	25	4	0	96	7.4
11	KENYON, Brandon	1-0	16	16.0	2-5	.400	0-1	.000	3-3	1.000	0	1	1	1.0	5	1	0	1	0	0	7	7.0
10	ROGERS, Nick	13-0	194	14.9	26-44	.591	11-24	.458	6-7	.857	5	9	14	1.1	18	0	19	15	0	9	69	5.3
32	GOSS, Elyjah	11-11	245	22.3	19-44	.432	1-7	.143	14-24	.583	19	43	62	5.6	16	0	8	8	9	7	53	4.8
04	HANSEN, Jack	13-0	130	10.0	12-37	.324	7-21	.333	11-13	.846	11	13	24	1.8	18	0	5	4	2	5	42	3.2
02	KEMP, Jakoby	1-0	5	5.0	1-1	1.000	0-0	.000	0-2	.000	4	0	4	4.0	2	0	0	1	0	0	2	2.0
25	JOHNSON, Trevor	2-0	2	1.0	0-0	.000	0-0	.000	0-0	.000	0	0	0	0.0	0	0	0	0	0	0	0	0.0
Team											27	16	43					3				
Total.....		13	2601		335-796	.421	86-285	.302	187-277	.675	174	282	456	35.1	252	9	162	169	40	96	943	72.5
Opponents.....		13	2601		358-730	.490	115-285	.404	204-278	.734	123	326	449	34.5	243	6	200	185	65	87	1035	79.6

## Home (10-4)

#	Player	gp-gs	min	avg	Total		3-Point		F-Throw		Rebounds				pf	dq	a	to	blk	stl	pts	avg
					fg-fga	fg%	3fg-fga	3fg%	ft-fa	ft%	off	def	tot	avg								
05	JUSTICE, Camron	14-14	453	32.4	85-184	.462	41-102	.402	59-71	.831	5	34	39	2.8	30	1	51	36	0	12	270	19.3
00	MINNETT, Jaylen	14-0	334	23.9	63-162	.389	34-103	.330	29-32	.906	0	24	24	1.7	15	0	27	22	0	13	189	13.5
15	ISMAIL, Ahmed	14-1	222	15.9	46-72	.639	2-2	1.000	35-53	.660	25	43	68	4.9	38	3	10	18	11	3	129	9.2
24	HALL, Evan	14-14	337	24.1	59-102	.578	0-0	.000	9-40	.225	32	48	80	5.7	34	0	23	21	20	11	127	9.1
32	GOSS, Elyjah	14-13	328	23.4	41-74	.554	3-11	.273	27-32	.844	25	58	83	5.9	25	0	12	12	12	9	112	8.0
22	McCALL, D.J.	14-14	384	27.4	36-91	.396	4-16	.250	25-37	.676	26	64	90	6.4	32	1	37	28	5	16	101	7.2
23	WEATHERFORD, Gra	14-14	343	24.5	26-45	.578	3-6	.500	28-40	.700	14	24	38	2.7	37	2	38	21	1	18	83	5.9
10	ROGERS, Nick	14-0	213	15.2	23-49	.469	12-33	.364	16-26	.615	2	13	15	1.1	13	0	23	17	0	14	74	5.3
02	KEMP, Jakoby	3-0	15	5.0	5-5	1.000	0-0	.000	5-6	.833	1	3	4	1.3	1	0	1	1	1	0	15	5.0
11	KENYON, Brandon	4-0	23	5.8	4-10	.400	0-3	.000	2-4	.500	2	3	5	1.3	1	0	1	0	2	1	10	2.5
04	HANSEN, Jack	13-0	117	9.0	9-32	.281	2-12	.167	8-8	1.000	5	14	19	1.5	10	0	5	5	1	1	28	2.2
55	ALSTON, Daniel	3-0	7	2.3	1-2	.500	0-1	.000	0-0	.000	0	1	1	0.3	0	0	0	2	0	0	2	0.7
25	JOHNSON, Trevor	4-0	24	6.0	1-5	.200	0-2	.000	0-0	.000	0	7	7	1.8	2	0	4	3	1	0	2	0.5
Team											27	20	47					7				
Total.....		14	2800		399-833	.479	101-291	.347	243-349	.696	164	356	520	37.1	238	7	232	193	54	98	1142	81.6
Opponents.....		14	2800		367-832	.441	121-331	.366	163-241	.676	135	314	449	32.1	294	11	182	205	43	93	1018	72.7

## Road/Neutral (5-9)

Road/Neutral (5-9)					Total		3-Point		F-Throw		Rebounds													
##	Player	gp-gs	min	avg	fg-fga	fg%	3fg-fga	3fg%	ft-fa	ft%	off	def	tot	avg	pf	dq	a	to	blk	stl	pts	avg		
05	JUSTICE, Camron	14-14	446	31.9	81-207	.391	33-113	.292	65-75	.867	5	41	46	3.3	30	1	31	35	0	26	260	18.6		
00	MINNETT, Jaylen	14-0	313	22.4	47-141	.333	31-98	.316	19-24	.792	8	20	28	2.0	31	0	23	21	1	12	144	10.3		
24	HALL, Evan	13-13	307	23.6	58-125	.464	0-0	.000	14-37	.378	30	46	76	5.8	34	2	18	29	17	8	130	10.0		
22	McCALL, D.J.	14-14	410	29.3	44-90	.489	4-10	.400	28-41	.683	33	45	78	5.6	26	0	23	25	2	22	120	8.6		
15	ISMAIL, Ahmed	14-3	256	18.3	30-55	.545	1-2	.500	23-33	.697	28	41	69	4.9	40	2	10	24	3	0	84	6.0		
32	GOSS, Elyjah	12-12	298	24.8	26-57	.456	4-12	.333	15-28	.536	27	63	90	7.5	22	0	9	13	10	9	71	5.9		
23	WEATHERFORD, Gra	14-14	386	27.6	30-65	.462	2-8	.250	18-24	.750	9	32	41	2.9	39	1	32	23	2	17	80	5.7		
10	ROGERS, Nick	14-0	210	15.0	20-39	.513	9-20	.450	9-11	.818	5	13	18	1.3	18	0	16	17	0	4	58	4.1		
04	HANSEN, Jack	14-0	145	10.4	16-44	.364	9-26	.346	11-13	.846	9	18	27	1.9	19	0	6	6	2	4	52	3.7		
11	KENYON, Brandon	3-0	19	6.3	2-6	.333	0-1	.000	4-5	.800	0	3	3	1.0	5	1	0	1	0	1	8	2.7		
02	KEMP, Jakoby	2-0	8	4.0	1-1	1.000	0-0	.000	0-2	.000	4	0	4	2.0	2	0	0	2	0	1	2	1.0		
55	ALSTON, Daniel	1-0	1	1.0	0-0	.000	0-0	.000	0-0	.000	0	0	0	0.0	0	0	0	0	0	0	0	0.0		
25	JOHNSON, Trevor	2-0	2	1.0	0-0	.000	0-0	.000	0-0	.000	0	0	0	0.0	0	0	0	0	0	0	0	0.0		
Team											25	22	47	5										
Total.....		14	2801	355-830		.428	93-290	.321	206-293	.703	183	344	527	37.6	266	7	168	201	37	104	1009	72.1		
Opponents.....		14	2801	352-782		.450	113-310	.365	216-299	.722	129	337	466	33.3	258	6	187	201	74	102	1033	73.8		

## 2018-2019 INDIVIDUAL SUPERLATIVES

	<b>IUPUI</b>	<b>Opponent</b>
<b>Points</b>	30- Justice at UIC (1/4)	31- Jacob Gilyard at Richmond (11/16/18)
<b>Field Goals Made</b>	11- Justice vs. Ball State (12/1/18)	12- Jacob Gilyard at Richmond (11/16/18)
<b>Field Goals Attempted</b>	20- three times	20- Jaevin Cumberland vs. Oakland (1/24/19)
<b>Highest FG Pct. (min. 5 made)</b>	1.000 (5-5)- Weatherford vs. Eastern Ill. (11/10/18)	.857 (6-7)- twice
<b>3-Pt Field Goals Made</b>	6- twice	6- four times
<b>3-Pt Field Goals Attempted</b>	13- twice	13- three times
<b>3-Pt FG Pct. (min. 3 made)</b>	.857 (6-7)- Minnett vs. IU Northwest (12/12/18)	1.000 (3-3)- Darius Roy at Milwaukee (1/19/19)
<b>Free Throws Made</b>	15- Justice vs. Bradley (11/28/18)	10- Cole Gentry at Wright State (12/30/18)
<b>Free Throws Attempted</b>	15- Justice vs. Bradley (11/28/18)	12- Ivy Smith vs. Grambling State (11/24/18)
<b>Free Throw Pct. (min. 5 made)</b>	1.000 (15-15)- Justice vs. Bradley (11/28/18)	1.000 (10-10)- Cole Gentry at Wright State (12/30/18)
<b>Offensive Rebounds</b>	6- twice	8- Axel Mpoyo vs. Grambling State (11/24/18)
<b>Defensive Rebounds</b>	12- McCall vs. Wright State (2/3/19)	10- Drew McDonald at Northern Kentucky (12/28/18)
<b>Total Rebounds</b>	16- McCall vs. Wright State (2/3/19)	12- Drew McDonald at Northern Kentucky (12/28/18)
<b>Assists</b>	7- twice	11- Tyree Appleby at Cleveland State (2/16/19)
<b>Turnovers</b>	5- four times	8- Tyree Appleby vs. Cleveland State (1/10/19)
<b>Blocked Shots</b>	5- Hall at Youngstown State (2/14/19)	5- Zach Hankins at Xavier (11/6/18)
<b>Steals</b>	5- McCall at Green Bay (1/17/19)	5- Braden Norris vs. Oakland (1/24/19)
<b>Minutes Played (regulation game)</b>	39- Justice at Youngstown State (2/14/19)	40- twice
<b>Minutes Played (OT game)</b>		

## 2018-2019 TEAM SUPERLATIVES

<b>IUPUI High</b>	<b>IUPUI Low</b>	<b>Statistical Category</b>	<b>Opponent High</b>	<b>Opponent Low</b>
116 - IU Northwest (12/12)	57 - at Milwaukee (1/19)	<b>Points</b>	92 - at Northern Ky. (12/28)	48 - vs. St. Francis (NY) (11/23)
54 - IU Northwest (12/12)	21 - at Milwaukee (1/19)	<b>1st Half Points</b>	51 - at Northern Ky. (12/28)	22 - at Milwaukee (1/19)
62 - IU Northwest (12/12)	30 - Milwaukee (2/22)	<b>2nd Half Points</b>	49 - at Richmond (11/16)	24 - Milwaukee (2/22)
43 - IU Northwest (12/12)	20 - three times	<b>Field Goals</b>	32 - twice	18 - vs. St. Francis (NY) (11/23)
68 - three times	49 - Bradley (11/28)	<b>Field Goal Attempts</b>	79 - IU Northwest (12/12)	46 - at Boston Coll. (11/14)
.672 - IU Northwest (12/12)	.353 - at Morehead St. (12/21)	<b>FG Percentage</b>	.593 - at Cleveland St. (2/16)	.340 - vs. St. Francis (NY) (11/23)
11 - twice	2 - vs. St. Francis (NY) (11/23)	<b>3-Point Field Goals</b>	15 - at Cleveland St. (2/16)	4 - twice
27 - at Xavier (11/6)	13 - twice	<b>3-Point Field Goal Att.</b>	36 - Oakland (1/24)	14 - vs. Grambling St. (11/24)
.615 - at UIC (1/4)	.154 - vs. St. Francis (NY) (11/23)	<b>3-Point FG Percentage</b>	.556 - at Cleveland St. (2/16)	.238 - Cleveland St. (1/10)
29 - Bradley (11/28)	7 - at Richmond (11/16)	<b>Free Throws</b>	25 - at Northern Ky. (12/28)	3 - Oakland (1/24)
39 - Bradley (11/28)	11 - at Milwaukee (1/19)	<b>Free Throw Attempts</b>	30 - Ball State (12/1)	7 - Oakland (1/24)
.867 - Detroit Mercy (1/26)	.500 - at Richmond (11/16)	<b>Free Throw Percentage</b>	.909 - at Milwaukee (1/19)	.429 - Oakland (1/24)
23 - at Cleveland St. (2/16)	5 - vs. St. Francis (NY) (11/23)	<b>Offensive Rebounds</b>	19 - vs. Grambling St. (11/24)	3 - Detroit Mercy (1/26)
38 - IU Kokomo (12/6)	16 - at Cleveland St. (2/16)	<b>Defensive Rebounds</b>	32 - at Morehead St. (12/21)	13 - Cleveland St. (1/10)
52 - IU Kokomo (12/6)	27 - Ball State (12/1)	<b>Total Rebounds</b>	45 - at Morehead St. (12/21)	22 - Cleveland St. (1/10)
24 - three times	11 - Milwaukee (2/22)	<b>Fouls</b>	28 - Bradley (11/28)	13 - twice
26 - twice	7 - vs. St. Francis (NY) (11/23)	<b>Assists</b>	20 - twice	4 - vs. St. Francis (NY) (11/23)
24 - at Green Bay (1/17)	7 - Western Illinois (12/15)	<b>Turnovers</b>	23 - Ball State (12/1)	8 - at Wright State (12/30)
7 - twice	0 - at Wright State (12/30)	<b>Blocked Shots</b>	10 - at UIC (1/4)	0 - IU Kokomo (12/6)
12 - twice	2 - Western Illinois (12/15)	<b>Steals</b>	15 - at Green Bay (1/17)	2 - at Morehead St. (12/21)

## 2018-2019 GAME-BY-GAME LEADERS / STARTING FIVES

<b>Opponent</b>	<b>Starting 5</b>	<b>Points</b>	<b>Rebounds</b>	<b>Assists</b>	<b>Blocks</b>	<b>Steals</b>
<b>#Central State</b>	Goss-Hall-Johnson-Justice-Weatherford	Justice/Minnett (19)	Hall (12)	Justice (5)	Ismail (2)	Rogers (3)
<b>at Xavier</b>	Goss-Ismail-Justice-McCall-Weatherford	Minnett (21)	Goss (8)	McCall (5)	Goss (2)	4 tied w/ (1)
<b>Eastern Illinois</b>	Goss-Hall-Justice-McCall-Weatherford	Justice (21)	Goss (10)	McCall (5)	Goss (2)	Rogers (2)
<b>at Boston College</b>	Goss-Hall-Justice-McCall-Weatherford	Justice (29)	Goss/Hall (10)	Justice/Weatherford (3)	Hall (2)	Justice (3)
<b>at Richmond</b>	Goss-Hall-Justice-McCall-Weatherford	Justice (14)	Goss/McCall (6)	Minnett/Weatherford (3)	Goss/Hall (2)	Goss/Minnett (2)
<b>vs. St. Francis (NY)</b>	Goss-Hall-Justice-McCall-Weatherford	Justice (17)	Goss (11)	7 tied w/ (1)	Hall/Ismail (1)	McCall/Weatherford (3)
<b>vs. Grambling St.</b>	Goss-Hall-Justice-McCall-Weatherford	Justice (23)	Ismail (10)	Weatherford (5)	Goss (1)	Weatherford (2)
<b>Bradley</b>	Goss-Hall-Justice-McCall-Weatherford	Justice (27)	Goss/McCall (6)	Minnett (4)	Hall/Ismail (2)	Weatherford (2)
<b>Ball State</b>	Goss-Hall-Justice-McCall-Weatherford	Justice (28)	Goss (6)	Hall (5)	McCall (1)	Hall/McCall (4)
<b>IU Kokomo</b>	Goss-Hall-Justice-McCall-Weatherford	Justice (18)	McCall (10)	McCall/Weatherford (5)	Hall (2)	Justice (2)
<b>IU Northwest</b>	Goss-Hall-Justice-McCall-Weatherford	Minnett (28)	Hall/Johnson (6)	Justice/Weatherford (6)	Hall (3)	Weatherford (2)
<b>Western Illinois</b>	Goss-Hall-Justice-McCall-Weatherford	Justice (20)	Goss (10)	Justice (7)	Goss (2)	Hall/Justice (1)
<b>at Purdue FW</b>	Goss-Hall-Justice-McCall-Weatherford	Justice (25)	Weatherford (6)	Weatherford (3)	3 tied w/ (1)	McCall (3)
<b>at Morehead St.</b>	Goss-Hall-Justice-McCall-Weatherford	Justice (20)	Goss (9)	3 tied w/ (3)	Goss (2)	Minnett (3)
<b>at Northern Ky.</b>	Goss-Hall-Justice-McCall-Weatherford	Minnett (14)	McCall (6)	Justice (4)	Goss/McCall (1)	Justice (2)
<b>at Wright State</b>	Goss-Hall-Justice-McCall-Weatherford	Justice (17)	McCall (8)	Rogers (3)	none	Weatherford (3)
<b>at UIC</b>	Goss-Hall-Justice-McCall-Weatherford	Justice (30)	Goss (11)	Weatherford (5)	Goss/Ismail (1)	Justice/Weatherford (2)
<b>Cleveland St.</b>	Goss-Hall-Justice-McCall-Weatherford	Goss (16)	Goss (13)	Justice (6)	Goss/Ismail (1)	3 tied w/ (2)
<b>Youngstown St.</b>	Goss-Hall-Justice-McCall-Weatherford	McCall (14)	Ismail (7)	3 tied w/ (3)	Hall (3)	5 tied w/ (1)
<b>at Green Bay</b>	Goss-Hall-Justice-McCall-Weatherford	McCall (18)	Goss/McCall (8)	Justice/Weatherford (3)	Hall (2)	McCall (5)
<b>at Milwaukee</b>	Goss-Hall-Justice-McCall-Weatherford	Justice (17)	Goss (8)	Minnett (4)	Hall (3)	Justice (3)
<b>Oakland</b>	Goss-Hall-Justice-McCall-Weatherford	Justice/McCall (18)	Hall (11)	McCall (5)	Goss (4)	Justice/Minnett (3)
<b>Detroit Mercy</b>	Goss-Hall-Justice-McCall-Weatherford	Justice (21)	Hall (10)	Hall (7)	Hall (2)	Weatherford (4)
<b>Northern Ky.</b>	Goss-Hall-Justice-McCall-Weatherford	Justice (26)	Hall (7)	3 tied w/ (4)	Goss (1)	Hall (3)
<b>Wright State</b>	Goss-Hall-Justice-McCall-Weatherford	Justice (22)	McCall (16)	Justice (6)	Hall (2)	Rogers (3)
<b>UIC</b>	Goss-Hall-Justice-McCall-Weatherford	Minnett (20)	Ismail (8)	McCall (3)	Ismail (2)	Rogers (3)
<b>at Youngstown St.</b>	Hall-Ismail-Justice-McCall-Weatherford	McCall (16)	Hall (9)	Justice (6)	Hall (5)	Justice (3)
<b>at Cleveland St.</b>	Hall-Ismail-Justice-McCall-Weatherford	Hall/McCall (18)	McCall (9)	Minnett (5)	McCall/Minnett (1)	Justice/McCall (4)
<b>Milwaukee</b>	Hall-Ismail-Justice-McCall-Weatherford	Minnett (22)	Ismail (8)	3 tied w/ (2)	Hall (3)	Weatherford (3)
<b>Green Bay</b>						
<b>at Detroit Mercy</b>						
<b>at Oakland</b>						
<b>HL Quarters</b>						
<b>HL Semis</b>						
<b>HL Championship</b>						

## HEAD COACH JASON GARDNER



**Jason Gardner** was named the eighth head coach in IUPUI men's basketball program's history on April 2, 2014. Gardner, the 1999 winner of the Indiana Mr. Basketball Award, spent a year on the University of Memphis bench and two seasons at Loyola prior to that.

In his first season on the Jaguars' bench, he guided IUPUI to 10 wins, more than tripling the program's Division I win total from a year prior. His hiring paid immediate dividends on the recruiting trail, as he immediately inked five Division I transfers, four of whom were former in-state standouts. His success on the recruiting circuit continued leading into the 2015-16 campaign as he landed former Indiana All-Star Ron Patterson from Syracuse, along with former Kentucky All-Star Evan

Hall and talented Indianapolis guard T.J. Henderson.

While at Memphis, Gardner helped the Tigers to a 24-10 record as Shaq Goodwin and Joe Jackson earned All-Conference accolades. In addition, Memphis forward Austin Nichols was a unanimous selection to the American Athletic Conference All-Rookie Team after averaging 9.1 points and 4.2 boards per game. Gardner was a college teammate of current Memphis Head Coach Josh Pastner at Arizona.

Prior to coming to Memphis, Gardner was an assistant under Porter Moser at Loyola, helping the Ramblers to an eight-game improvement from 2011-12 to 2012-13. He coached Ben Averkamp to All-Horizon League accolades for two straight seasons, while Loyola point guard Cully Payne was a Bob Cousy Award nominee. He also helped recruit one of the top signing classes in the Horizon League prior to the 2012-13 season. Gardner's coaching career began in 2010 when he served as an assistant at nearby Cathedral High School.

Gardner's racked up numerous accolades during his prestigious high school, college and professional playing careers. He was a 1999 McDonald's and Parade All-American while at North Central High School, finishing his prep career with a school record 1,669 points. He was a two-time Gatorade Circle of Champions Indiana Player of the Year and was named the 1998-99 Indianapolis County Player of the Year by The Indianapolis Star and Indianapolis News. His senior season, he helped NCHS to the IHSAA 4A state championship and Tournament of Champions title while averaging 22.6 points, 4.7 rebounds, 4.0 assists and 3.0 steals per game.

The 5-foot-10 point guard was recruited to the University of Arizona by legendary Head Coach Lute Olsen, where he was a four-year All-American for the Wildcats. He was the 2002-03 Naismith National Player of the Year and Lowe's Senior CLASS award recipient. He was the 2000 consensus National Freshman of the Year and closed his career as one of four players in Pac-12 history with 1,500 points, 500 assists and 200 steals for a career. He helped lead Arizona to two Pac-12 regular season titles (2000, 2003) and four consecutive NCAA Tournament berths. The Wildcats made three Sweet Sixteens (2001, 2002, 2003), two Elite Eights (2001, 2003) and were the NCAA national runner-up in 2001. All total, Arizona won 107 games during Gardner's four seasons and he still holds school records for games started (135) and minutes played (4,825), while ranking third in school history with 1,984 career points. He also finished second in threes made (318) and fourth in assists (622). He earned his degree from the university in 2011 in disciplinary studies.

Gardner later played professionally overseas for more than eight years, primarily in Germany. In 2009, he was named MVP of German Basketball Bundesliga after helping Oldenburg to the league crown, averaging 13.7 points, 4.0 assists and 3.0 boards per game. He was a two-time Basketball Bundesliga All-Star, including starting the 2007 game.

Gardner is married to the former Jacquelyn Maxberry and the couple has four children, Jasper, Jason Jr., Jacob and Jackson.



### THE GARDNER FILE

**School:** ..... Arizona, '11

**Seasons with IUPUI:** ..... fifth season

**Career Record:** ..... 63-90 (5th year)

**Coaching Experience:**

.....2014-pres., Head Coach, IUPUI

.....2013-14, Assistant Coach, Memphis

.....2011-13, Assistant Coach, Loyola (Ill.)

.....2010-11, Assistant Coach, Cathedral H.S.

### 2018-2019 COMPARISON STATISTICS

Opponent	1st	2nd	Score	Mar	Total FG	FG Pct	3-Pointers	3FG Pct	Free Throws	FT Pct	Rebounds	Assist	T/Over	Block	Steal	Fouls
Xavier	34/37	35/45	69-82	(13)	20-56/31-66	.357/.470	9-27/9-29	.333/.310	20-26/11-19	.769/.579	36/43 (7)	11/18	15/13	3/6	4/10	22/22
EASTERN ILL.	35/31	36/34	71-65	+6	22-57/19-53	.386/.358	7-25/6-17	.280/.353	20-29/21-26	.690/.808	38/35 +3	16/11	17/18	4/5	5/6	20/27
Boston College	36/42	40/27	76-69	+7	24-60/21-46	.400/.457	8-25/8-21	.320/.381	20-25/19-29	.800/.655	40/28 +12	11/11	12/15	2/2	7/4	23/19
Richmond	30/29	40/49	70-78	(8)	28-54/26-50	.519/.520	7-20/6-17	.350/.353	7-14/20-29	.500/.690	34/26 +8	13/12	15/12	4/5	8/11	19/13
St. Francis Brooklyn	35/23	33/25	68-48	+20	28-54/18-53	.519/.340	2-13/4-16	.154/.250	10-16/8-16	.625/.500	38/29 +9	7/4	15/19	2/5	11/6	15/15
Grambling State	39/31	41/38	80-69	+11	30-63/23-63	.476/.365	9-23/4-14	.391/.286	11-14/19-28	.786/.679	37/43 (6)	16/8	14/13	1/4	3/5	23/17
BRADLEY	44/38	41/35	85-73	+12	25-49/26-58	.510/.448	6-17/8-23	.353/.348	29-39/13-19	.744/.684	32/30 +2	15/12	13/10	4/1	4/6	21/28
BALL ST.	40/44	35/41	75-85	(10)	29-64/28-50	.453/.560	7-19/8-18	.368/.444	10-17/21-30	.588/.700	27/38 (11)	11/16	16/23	1/2	12/7	24/17
IND.-KOKOMO	49/35	46/29	95-64	+31	34-68/25-70	.500/.357	8-24/8-27	.333/.296	19-25/6-13	.760/.462	52/33 +19	20/11	13/12	7/0	4/6	14/19
IND.-NORTHWEST	54/38	62/41	116-79	+37	43-64/32-79	.672/.405	11-20/10-35	.550/.286	19-27/5-10	.704/.500	45/30 +15	26/11	18/13	4/1	6/8	14/23
WESTERN ILL.	39/40	43/28	82-68	+14	27-58/22-62	.466/.419	7-19/7-17	.368/.412	21-31/9-12	.677/.500	38/34 +4	18/9	7/11	6/3	2/3	13/21
Purdue Fort Wayne	39/45	38/42	77-87	(10)	26-66/29-53	.394/.547	8-21/8-25	.381/.320	17-22/21-24	.773/.875	33/34 (1)	10/13	12/15	3/9	8/8	18/16
Morehead State	37/36	33/38	70-74	(4)	24-68/27-60	.353/.450	7-24/6-22	.292/.273	15-26/14-18	.577/.778	40/45 (5)	15/15	9/16	3/9	9/2	20/21
Northern Ky.	30/51	47/41	77-92	(15)	30-67/29-54	.448/.537	5-21/9-21	.238/.429	12-18/25-29	.667/.862	31/36 (5)	13/19	11/16	2/3	7/7	22/19
Wright State	32/35	32/37	64-72	(8)	22-53/24-54	.415/.444	3-18/6-16	.167/.375	17-22/18-23	.773/.783	38/28 +10	9/17	14/8	0/3	4/3	24/14
UIC	29/25	37/39	66-64	+2	20-52/21-55	.385/.382	8-13/12-32	.615/.375	18-23/10-16	.783/.625	42/30 +12	12/17	20/14	2/10	8/10	19/20
CLEVELAND ST.	39/31	51/43	90-74	+16	34-58/26-61	.586/.426	6-17/5-21	.353/.238	16-25/17-21	.640/.810	40/22 +18	24/10	21/12	2/2	8/11	21/19
YOUNGSTOWN ST.	38/40	38/42	76-82	(6)	27-61/31-64	.443/.484	5-20/11-24	.250/.458	17-21/19-13	.810/.692	33/36 (3)	13/20	13/13	5/3	5/8	16/20
Green Bay	35/31	41/39	76-70	+6	26-59/24-60	.441/.400	5-17/7-26	.294/.269	19-25/15-19	.760/.789	47/29 +18	8/11	24/19	2/6	11/15	16/23
Milwaukee	21/22	36/42	57-64	(7)	20-56/23-56	.357/.411	8-24/8-18	.333/.444	9-11/10-11	.818/.909	33/35 (2)	14/8	12/12	5/5	8/5	12/16
OAKLAND	26/32	47/39	73-71	+2	27-63/24-50	.429/.400	6-21/12-36	.266/.333	13-23/3-7	.565/.429	47/37 +10	14/12	18/16	7/2	10/12	13/20
DETROIT MERCY	33/24	47/41	80-65	+15	28-55/25-49	.509/.510	11-23/10-25	.478/.400	13-15/5-8	.867/.625	28/26 +2	26/14	13/22	3/3	12/10	14/13
NORTHERN KY.	43/34	40/43	83-77	+6	29-56/27-53	.518/.509	8-19/7-21	.421/.333	17-22/16-22	.773/.727	30/28 +2	16/18	10/14	1/5	7/3	15/22
WRIGHT ST.	35/40	39/39	74-79	(5)	27-66/25-53	.409/.472	7-26/8-21	.269/.381	13-19/21-29	.684/.724	36/36 -	13/13	13/13	4/4	7/5	24/19
UIC	36/50	39/26	75-76	(1)	25-63/29-58	.397/.500	6-21/10-21	.286/.476	19-30/8-15	.633/.533	37/32 +5	11/15	11/15	2/9	8/5	18/23
Youngstown State	30/39	43/36	73-75	(2)	25-54/24-58	.463/.414	6-18/11-26	.333/.423	17-26/16-22	.654/.727	39/29 +10	14/14	17/13	6/3	5/10	16/22
Cleveland State	40/43	46/46	86-89	(3)	32-68/32-54	.471/.593	8-26/15-27	.308/.556	14-25/10-16	.560/.625	39/31 +8	15/20	11/16	2/4	11/6	17/21
MILWAUKEE	37/36	30/24	67-60	+7	22-51/20-52	.431/.385	6-20/11-25	.300/.440	17-26/9-16	.654/.563	37/32 +5	9/10	10/13	4/3	8/3	11/23



## PLAYER BIOS



### JAYLEN MINNETT

# #0

Sophomore | Guard  
6-1 | 180  
Terre Haute, Ind.  
Terre Haute South

Birthdate: July 24, 1999 (age 19)  
Major: Sports Management

#### QUICK NOTES

His 7.1 ppg scoring average as a freshman was the highest by an IUPUI rookie since Alex Young averaged 10.8 points per game in 2008-2009... his 51 threes made as freshman were the most by an IUPUI freshman in the program's Division I-era... named to the prestigious Indiana All-Star Team following his senior year at Terre Haute South... finished as Terre Haute South's all-time leading scorer (1,782 career points).

#### CAREER/SEASON HIGHS

CAREER HIGH	CATEGORY	SEASON HIGH
28 vs. IU Northwest (12/12/18)	PTS	28 vs. IU Northwest (12/12/18)
4 - 4x	REB	4 - 2x
5 at Cleveland State (2/16/19)	AST	5 at Cleveland State (2/16/19)
9 vs. IU Northwest (12/12/18)	FG	9 vs. IU Northwest (12/12/18)
17 - 2x	FGA	17 - 2x
6 vs. IU Northwest (12/12/18)	3FG	6 vs. IU Northwest (12/12/18)
13 at Northern Kentucky (12/28/18)	3FGA	13 at Northern Kentucky (12/28/18)
7 vs. Milwaukee (2/22/19)	FT	7 vs. Milwaukee (2/22/19)
8 vs. Milwaukee (2/22/19)	FTA	8 vs. Milwaukee (2/22/19)
3 - 3x	STL	3 - 2x
1 - 2x	BLK	1 at Cleveland State (2/16/19)
37 at Bradley (11/11/17)	MIN	34 at Xavier (11/6/18)

#### GAME-BY-GAME

Opponent	MIN	FG	3FG	FT	O-D-T	PF	A	TO	B	S	PTS
at Xavier	34	6-15	5-12	4-4	0-3-3	2	2	2	0	1	21
E. Illinois	22	2-10	1-7	2-2	0-3-3	1	1	2	0	0	7
at Boston Coll.	15	1-5	1-5	0-0	0-3-3	4	1	0	0	1	3
at Richmond	26	4-12	2-8	0-0	1-3-4	1	3	1	0	2	10
vs. St. Francis	23	4-8	1-3	0-0	1-1-2	2	1	0	0	2	9
vs. Grambling	23	3-10	1-6	0-0	0-1-1	2	1	2	0	0	7
Bradley	17	2-8	1-5	0-0	0-0-0	1	4	1	0	0	5
Ball State	26	6-15	3-7	0-0	0-1-1	1	1	3	0	1	15
IU Kokomo	20	4-9	2-7	0-0	0-1-1	0	1	1	0	0	10
IU Northwest	20	9-11	6-7	4-4	0-4-4	0	3	1	0	1	28
W. Illinois	21	3-9	1-6	0-0	0-0-0	0	1	1	0	0	7
at Purdue FW	25	4-14	2-9	3-5	1-0-1	2	1	2	0	1	13
at Morehead St.	24	4-13	3-8	0-0	1-0-1	3	2	2	0	3	11
at N. Kentucky	27	5-17	4-13	0-0	0-2-2	0	2	0	0	0	14
at Wright St.	11	1-5	1-4	0-0	1-0-1	1	0	0	0	0	3
at UIC	17	2-4	2-3	6-7	0-3-3	3	0	2	0	0	12
Cleveland St.	25	2-7	2-6	2-4	0-2-2	1	3	1	0	2	8
Y'town St.	22	3-10	1-7	2-2	0-0-0	1	3	3	0	1	9
at Green Bay	21	4-7	3-6	2-2	0-3-3	3	0	4	0	0	13
at Milwaukee	25	3-12	2-7	0-0	0-0-0	3	4	3	0	0	8
Oakland	26	5-12	2-8	1-1	0-3-3	1	1	3	0	3	13
Det. Mercy	27	5-13	5-11	2-2	0-2-2	1	0	1	0	2	17
N. Kentucky	27	7-16	2-6	2-2	0-3-3	2	4	2	0	1	18
Wright St.	26	3-12	1-7	3-3	0-1-1	3	3	2	0	0	10
UIC	29	6-13	4-9	4-4	0-1-1	1	1	1	0	0	20
at Y'town St.	22	2-7	1-4	0-1	1-1-2	2	1	2	0	1	5
at Cleveland St.	20	4-12	3-10	4-5	2-0-2	3	5	1	1	1	15
Milwaukee	26	6-17	3-10	7-8	0-3-3	2	1	0	0	2	22
Green Bay											
at Det. Mercy											
at Oakland											


\* denotes starter

#### CAREER STATS

Season	GP-GS	MIN-Avg	FG	Pct.	3FG	Pct.	FT	Pct.
2017-18	30-4	630-21.0	69-173	.399	51-126	.405	24-30	.800
2018-19	28-0	647-23.1	110-303	.363	65-201	.323	48-56	.857
TOTALS	58-4	1277-22.0	179-476	.376	116-327	.355	72-86	.837

#### REBOUNDS

Season	O-D-REB-AVG.	PF-DQ	AST	TO	BLK	STL	PTS-PPG
2017-18	12-24-36-1.2	42-0	35	39	1	14	213-7.1
2018-19	8-44-52-1.9	46-0	50	43	1	25	333-11.9
TOTALS	20-68-88-1.5	88-0	85	82	2	39	546-9.4



### JAKOBY KEMP

# #2

Sophomore | Forward  
6-8 | 190  
Layton, Utah  
Layton (Missouri/Salt Lake C.C.)

Birthdate: September 22, 1997 (age 21)  
Major: General Studies

#### QUICK NOTES

Redshirted as a freshman at Missouri before transferring to play at Salt Lake Community College last season... helped Salt Lake to a 30-3 record and a trip to the NJCAA Tournament after winning the District I title... averaged 4.5 points and 2.6 rebounds per game as a freshman at Salt Lake... first-ever native of Utah in the IUPUI basketball program's history... older brother, Marcus, is a wide receiver for the Kansas City Chiefs and played collegiately at Hawaii.

#### CAREER/SEASON HIGHS

CAREER HIGH	CATEGORY	SEASON HIGH
8 vs. IU Northwest (12/12/18)	PTS	8 vs. IU Northwest (12/12/18)
4 at Cleveland State (2/16/19)	REB	4 at Cleveland State (2/16/19)
1 vs. IU Kokomo (12/6/18)	AST	1 vs. IU Kokomo (12/6/18)
3 vs. IU Northwest (12/12/18)	FG	3 vs. IU Northwest (12/12/18)
3 vs. IU Northwest (12/12/18)	FGA	3 vs. IU Northwest (12/12/18)
---	3FG	---
---	3FGA	---
3 vs. IU Kokomo (12/6/18)	FT	3 vs. IU Kokomo (12/6/18)
4 vs. IU Kokomo (12/6/18)	FTA	4 vs. IU Kokomo (12/6/18)
1 vs. St. Francis Brooklyn (11/23/18)	STL	1 vs. St. Francis Brooklyn (11/23/18)
1 vs. IU Kokomo (12/6/18)	BLK	1 vs. IU Kokomo (12/6/18)
7 - 2x	MIN	7 - 2x

#### GAME-BY-GAME

Opponent	MIN	FG	3FG	FT	O-D-T	PF	A	TO	B	S	PTS
at Xavier											
E. Illinois											
at Boston Coll.											
at Richmond											
vs. St. Francis	3	0-0	0-0	0-0	0-0-0	0	0	1	0	1	0
vs. Grambling											
Bradley											
Ball State											
IU Kokomo	7	2-2	0-0	3-4	0-1-1	1	1	1	1	0	7
IU Northwest	7	3-3	0-0	2-2	1-2-3	0	0	0	0	0	8
W. Illinois											
at Purdue FW											
at Morehead St.											
at N. Kentucky											
at Wright St.											
at UIC											
Cleveland St.	1	0-0	0-0	0-0	0-0-0	0	0	0	0	0	0
Y'town St.											
at Green Bay											
at Milwaukee											
Oakland											
Det. Mercy											
N. Kentucky											
Wright St.											
UIC											
at Y'town St.											
at Cleveland St.	5	1-1	0-0	0-2	4-0-4	2	0	1	0	0	2
Milwaukee											
Green Bay											
at Det. Mercy											
at Oakland											

\* denotes starter

#### CAREER STATS

Season	GP-GS	MIN-Avg	FG	Pct.	3FG	Pct.	FT	Pct.
2018-19	5-0	23-4.6	6-6	1.000	0-0	.000	5-8	.625
TOTALS	5-0	23-4.6	6-6	1.000	0-0	.000	5-8	.625

#### REBOUNDS

Season	O-D-REB-AVG.	PF-DQ	AST	TO	BLK	STL	PTS-PPG
2018-19	5-3-8-1.6	3-0	1	3	1	1	17-3.4
TOTALS	5-3-8-1.6	3-0	1	3	1	1	17-3.4

## PLAYER BIOS



### JACK HANSEN

# #4

**Freshman | Forward**  
**6-7 | 205**  
**Noblesville, Ind.**  
**Guerin Catholic**

**Birthdate:** December 11, 1999 (age 19)  
**Major:** Accounting

#### QUICK NOTES

Follows in the footsteps of recent IUPUI graduate Aaron Brennan in joining the Jaguars from Guerin Catholic High School... was a two-time honorable mention all-state honoree and widely considered among the top 15 prospects from the state of Indiana in the 2018 class... older brother Evan was team captain on the Wabash College football team before passing away on Sept. 10, 2018.



### CAMRON JUSTICE

# #5

**Junior | Guard**  
**6-3 | 180**  
**Hindman, Ky.**  
**Knott County Central (Vanderbilt)**

**Birthdate:** February 13, 1997 (age 22)  
**Major:** Organizational Leadership & Supervision

#### QUICK NOTES

2015 Kentucky Mr. Basketball selection and high school teammate of current Jaguar Evan Hall at Knott County Central High School... finished his high school career ranked third on the state's all-time list in points (3,588) and threes made (393)... originally committed to Tennessee and then attended Vanderbilt for two years before transferring to IUPUI in 2017... named MVP of the Niagara Regional of the Fort Myers Tip-Off this season after wins over St. Francis Brooklyn and Grambling.

#### CAREER/SEASON HIGHS

CAREER HIGH	CATEGORY	SEASON HIGH
15 vs. Detroit Mercy (1/26/19)	PTS	15 vs. Detroit Mercy (1/26/19)
5 - 2x	REB	5 - 2x
2 at Morehead State (12/21/18)	AST	2 at Morehead State (12/21/18)
5 vs. Detroit Mercy (1/26/19)	FG	5 vs. Detroit Mercy (1/26/19)
9 vs. Detroit Mercy (1/26/19)	FGA	9 vs. Detroit Mercy (1/26/19)
2 - 3x	3FG	2 - 3x
6 at Xavier (11/6/18)	3FGA	6 at Xavier (11/6/18)
5 vs. Detroit Mercy (1/26/19)	FT	5 vs. Detroit Mercy (1/26/19)
5 vs. Detroit Mercy (1/26/19)	FTA	5 vs. Detroit Mercy (1/26/19)
1 - 5x	STL	1 - 5x
1 - 3x	BLK	1 - 3x
18 - 2x	MIN	18 - 2x

#### GAME-BY-GAME

Opponent	MIN	FG	3FG	FT	O-D-T	PF	A	TO	B	S	PTS
at Xavier	18	3-8	2-6	2-2	1-3-4	2	0	0	1	0	10
E. Illinois	9	1-2	1-1	0-0	0-1-1	2	0	1	0	0	3
at Boston Coll.	11	2-5	1-3	0-0	1-1-2	0	1	0	0	0	5
at Richmond	12	0-1	0-1	0-0	0-2-2	1	0	1	0	1	0
vs. St. Francis	11	1-1	0-0	0-0	1-4-5	3	1	0	0	0	2
vs. Grambling	12	3-6	2-5	0-0	0-2-2	2	0	2	0	0	8
Bradley	6	0-1	0-0	3-3	0-1-1	1	0	1	0	0	3
Ball State	9	0-1	0-1	0-0	2-0-2	3	1	0	0	0	0
IU Kokomo	15	0-4	0-2	0-0	0-5-5	2	1	1	1	0	0
IU Northwest	15	0-4	0-1	0-0	1-1-2	0	1	0	0	0	0
W. Illinois	10	0-2	0-2	0-0	0-0-0	0	1	0	0	0	0
at Purdue FW	16	2-5	1-2	3-3	1-2-3	4	0	1	1	0	8
at Morehead St.	15	2-3	2-2	1-2	0-0-0	2	2	1	0	1	7
at N. Kentucky	17	1-4	0-1	3-4	2-1-3	2	1	0	0	1	5
at Wright St.	7	0-1	0-1	2-2	1-0-1	2	1	0	0	0	2
at UIC	4	0-0	0-0	0-0	0-0-0	0	0	0	0	0	0
Cleveland St.	10	1-3	0-2	0-0	0-1-1	1	0	1	0	0	2
Y'town St.	5	0-0	0-0	0-0	0-2-2	0	0	0	0	0	0
at Green Bay	5	0-1	0-0	0-0	0-1-1	0	0	0	0	0	0
at Milwaukee	4	1-5	1-4	0-0	0-1-1	0	0	0	0	1	3
Oakland	3	0-1	0-1	0-0	0-0-0	0	0	0	0	0	0
Det. Mercy	18	5-9	0-0	5-5	0-2-2	0	1	1	0	0	15
N. Kentucky	3	0-0	0-0	0-0	0-0-0	0	0	0	0	0	0
Wright St.	2	0-1	0-0	0-0	0-0-0	0	0	0	0	0	0
UIC	12	2-4	1-2	0-0	2-1-3	1	0	0	0	1	5
at Y'town St.	5	1-3	0-1	0-0	1-0-1	1	0	0	0	0	2
at Cleveland St.	8	0-1	0-0	0-0	1-1-2	0	0	1	0	0	0
Milwaukee	DID NOT PLAY										
Green Bay											
at Det. Mercy											
at Oakland											

\* denotes starter

#### CAREER STATS

Season	GP-GS	MIN-Avg	FG	Pct.	3FG	Pct.	FT	Pct.
2018-19	27-0	262-9.7	25-76	.329	11-38	.289	19-21	.905
<b>TOTALS</b>	<b>27-0</b>	<b>262-9.7</b>	<b>25-76</b>	<b>.329</b>	<b>11-38</b>	<b>.289</b>	<b>19-21</b>	<b>.905</b>

#### REBOUNDS

Season	O-D-REB-AVG.	PF-DQ	AST	TO	BLK	STL	PTS-PPG
2018-19	14-32-46-1.7	29-0	11	11	3	5	80-3.0
<b>TOTALS</b>	<b>14-32-46-1.7</b>	<b>29-0</b>	<b>11</b>	<b>11</b>	<b>3</b>	<b>5</b>	<b>80-3.0</b>

#### CAREER/SEASON HIGHS

CAREER HIGH	CATEGORY	SEASON HIGH
30 at UIC (1/4/19)	PTS	30 at UIC (1/4/19)
7 at Wright State (12/30/18)	REB	7 at Wright State (12/30/18)
7 vs. Western Illinois (12/15/18)	AST	7 vs. Western Illinois (12/15/18)
11 vs. Ball State (12/1/18)	FG	11 vs. Ball State (12/1/18)
20 - 3x	FGA	20 - 3x
6 at UIC (1/4/19)	3FG	6 at UIC (1/4/19)
13 vs. Wright State (2/3/19)	3FGA	13 vs. Wright State (2/3/19)
15 vs. Bradley (11/28/18)	FT	15 vs. Bradley (11/28/18)
15 vs. Bradley (11/28/18)	FTA	15 vs. Bradley (11/28/18)
4 at Cleveland State (2/16/19)	STL	4 at Cleveland State (2/16/19)
---	BLK	---
39 at Youngstown State (2/14/19)	MIN	39 at Youngstown State (2/14/19)

#### GAME-BY-GAME

Opponent	MIN	FG	3FG	FT	O-D-T	PF	A	TO	B	S	PTS
at Xavier*	11	1-6	1-4	6-7	0-3-3	2	0	3	0	1	9
E. Illinois*	36	7-18	2-9	5-7	1-4-5	2	3	2	0	0	21
at Boston Coll.*	33	7-19	2-12	13-13	1-1-2	2	3	1	0	3	29
at Richmond*	34	5-11	3-7	1-2	0-1-1	5	2	3	0	1	14
vs. St. Francis*	30	7-16	1-8	2-2	0-2-2	2	1	0	0	1	17
vs. Grambling*	30	8-15	5-8	2-2	0-4-4	2	2	3	0	0	23
Bradley*	36	4-9	4-7	15-15	0-5-5	1	2	2	0	0	27
Ball State*	36	11-20	3-8	3-4	1-0-1	5	2	1	0	1	28
IU Kokomo*	20	7-11	3-6	1-2	1-3-4	1	2	2	0	2	18
IU Northwest*	24	7-10	2-5	6-7	0-3-3	1	6	2	0	0	22
W. Illinois*	37	5-12	4-6	6-6	0-1-1	2	7	3	0	1	20
at Purdue FW*	33	10-18	4-8	1-1	0-3-3	1	0	3	0	1	25
at Morehead St.*	35	6-20	2-11	6-8	0-1-1	3	3	1	0	2	20
at N. Kentucky*	29	5-10	1-4	1-1	1-0-1	3	4	3	0	2	12
at Wright St.*	36	5-15	0-7	7-9	0-7-7	4	2	3	0	0	17
at UIC*	33	9-18	6-9	6-6	1-3-4	1	2	4	0	2	30
Cleveland St.*	32	5-9	1-3	2-2	0-1-1	2	6	4	0	0	13
Y'town St.*	36	5-14	2-8	1-2	0-1-1	4	2	3	0	0	13
at Green Bay*	34	5-15	1-8	5-7	1-5-6	2	3	4	0	3	16
at Milwaukee*	31	5-13	3-8	4-4	0-4-4	0	1	3	0	3	17
Oakland*	35	5-11	4-7	4-6	0-3-3	1	4	4	0	3	18
Det. Mercy*	29	7-11	5-8	2-2	0-1-1	1	3	3	0	2	21
N. Kentucky*	36	7-14	5-7	7-8	0-6-6	1	4	0	0	0	26
Wright St.*	34	7-20	4-13	4-6	1-3-4	3	6	4	0	1	22
UIC*	27	2-10	0-7	2-3	0-2-2	4	2	2	0	1	6
at Y'town St.*	39	3-13	1-7	7-9	0-3-3	1	6	1	0	3	14
at Cleveland St.*	38	5-18	3-12	4-4	1-4-5	2	2	3	0	4	17
Milwaukee*	35	6-15	2-8	1-1	1-1-2	2	2	4	0	1	15
Green Bay											
at Det. Mercy											
at Oakland											

\* denotes starter

#### CAREER STATS

Season	GP-GS	MIN-Avg	FG	Pct.	3FG	Pct.	FT	Pct.
2015-16*	26-0	257-9.9	31-75	.413	21-54	.389	5-6	.833
2016-17*	7-0	65-9.3	4-16	.250	1-8	.125	3-6	.500
2018-19	28-28	899-32.1	166-391	.425	74-215	.344	124-146	.849
<b>TOTALS</b>	<b>28-28</b>	<b>899-32.1</b>	<b>166-391</b>	<b>.425</b>	<b>74-215</b>	<b>.344</b>	<b>124-146</b>	<b>.849</b>

#### REBOUNDS

Season	O-D-REB-AVG.	PF-DQ	AST	TO	BLK	STL	PTS-PPG
2015-16*	2-25-27-1.0	28-0	9	14	0	9	88-3.4
2016-17*	0-6-6-0.9	5-0	7	4	0	3	12-1.7
2018-19	10-75-85-3.0	60-2	82	71	0	38	530-18.9
<b>TOTALS</b>	<b>10-75-85-3.0</b>	<b>60-2</b>	<b>82</b>	<b>71</b>	<b>0</b>	<b>38</b>	<b>530-18.9</b>

\*at Vanderbilt | TOTALS only reflect IUPUI totals

## PLAYER BIOS



### NICK ROGERS

# #10

**Junior | Guard**  
**6-1 | 170**  
**Indianapolis, Ind.**  
**Traders Point Academy (Toledo)**

**Birthdate:** August 6, 1996 (age 22)  
**Major:** General Studies

#### QUICK NOTES

Indianapolis-native began his high school career at Pike before later attending Traders Point Academy and Elev8 Academy in Florida... played one season at Toledo before transferring to IUPUI in 2016... lost the fingertips to three fingers on his right (shooting) hand in a lawn mowing accident when he was 15 as a sophomore at Pike, leading to a successful surgery to reattach the fingers... his father, Felix, played collegiately at UW-Whitewater from 1992-94 and ranks among the program leaders in 3's made (79) and 3pt percentage (48.9%).

#### CAREER/SEASON HIGHS

CAREER HIGH	CATEGORY	SEASON HIGH
15 vs. IU Northwest (12/12/18)	PTS	15 vs. IU Northwest (12/12/18)
5 - 2x	REB	3 - 4x
6 - 3x	AST	4 vs. IU Northwest (12/12/18)
6 vs. IU Northwest (12/12/18)	FG	6 vs. IU Northwest (12/12/18)
11 at Green Bay (1/2/18)	FGA	8 - 2x
3 - 3x	3FG	3 - 2x
5 - 5x	3FGA	5 - 3x
8 - 2x	FT	6 vs. Eastern Illinois (11/10/18)
10 - 2x	FTA	10 vs. Eastern Illinois (11/10/18)
3 - 2x	STL	3 - 2x
1 - 2x	BLK	---
33 vs. UIC (1/4/18)	MIN	25 vs. Wright State (2/3/19)

#### GAME-BY-GAME

Opponent	MIN	FG	3FG	FT	O-D-T	PF	A	TO	B	S	PTS
at Xavier	19	1-2	1-1	0-0	0-3-3	3	3	3	0	0	3
E. Illinois	16	1-3	1-3	6-10	0-2-2	0	1	2	0	2	9
at Boston Coll.	15	2-2	2-2	2-2	0-1-1	2	1	1	0	1	8
at Richmond	15	3-5	1-2	0-0	0-1-1	1	1	0	0	0	7
vs. St. Francis	18	1-2	0-1	0-1	0-0-0	0	0	2	0	0	2
vs. Grambling	15	0-0	0-0	0-0	0-0-0	0	1	2	0	0	0
Bradley	17	1-4	1-4	0-0	0-1-1	1	1	3	0	0	3
Ball State	7	1-1	0-0	0-0	0-0-0	1	0	1	0	1	2
IU Kokomo	21	2-6	2-5	1-2	0-3-3	0	2	0	0	0	7
IU Northwest	23	6-8	3-5	0-0	0-2-2	2	4	1	0	0	15
W. Illinois	4	0-1	0-1	0-0	0-0-0	0	0	0	0	0	0
at Purdue FW	9	0-1	0-0	2-2	0-0-0	0	1	0	0	0	2
at Morehead St.	8	0-1	0-1	0-0	1-0-1	2	3	0	0	0	0
at N. Kentucky	17	4-6	0-1	3-3	0-0-3	1	0	3	0	0	11
at Wright St.	23	3-5	1-3	1-2	1-1-2	3	3	1	0	1	8
at UIC	14	1-3	0-1	0-0	0-1-1	2	0	1	0	1	2
Cleveland St.	22	3-5	1-2	5-6	1-0-1	1	3	2	0	2	12
Y'town St.	18	3-5	2-4	0-0	0-0-0	2	3	1	0	1	8
at Green Bay	14	0-3	0-1	1-2	0-2-2	1	0	1	0	1	1
at Milwaukee	15	1-3	1-2	0-0	0-1-1	0	1	0	0	0	3
Oakland	21	0-3	0-1	3-6	0-2-2	0	3	0	0	1	3
Det. Mercy	14	0-1	0-1	0-0	0-2-2	2	3	3	0	1	0
N. Kentucky	12	0-3	0-2	1-2	1-1-2	2	1	0	0	0	1
Wright St.	25	5-8	2-5	0-0	0-0-0	1	0	1	0	3	12
UIC	10	1-1	0-0	0-0	0-0-0	1	2	2	0	3	2
at Y'town St.	21	4-6	3-5	0-0	0-3-3	1	2	3	0	0	11
at Cleveland St.	7	0-0	0-0	0-0	0-0-0	2	0	0	0	0	0
Milwaukee	3	0-0	0-0	0-0	0-0-0	0	0	0	0	0	0
Green Bay											
at Det. Mercy											
at Oakland											

\* denotes starter


#### CAREER STATS

Season	GP-GS	MIN-Avg	FG	Pct.	3FG	Pct.	FT	Pct.
2015-16*	31-0	282-9.1	15-55	.273	7-26	.269	30-44	.682
2017-18	27-25	635-23.5	40-120	.333	17-49	.347	40-56	.714
2018-19	28-0	423-15.1	43-88	.489	21-53	.396	25-37	.676
<b>TOTALS</b>	<b>55-25</b>	<b>1058-19.2</b>	<b>83-208</b>	<b>.399</b>	<b>38-102</b>	<b>.373</b>	<b>65-93</b>	<b>.699</b>

#### REBOUNDS

Season	O-D-REB-AVG.	PF-DQ	AST	TO	BLK	STL	PTS-PPG
2015-16*	2-22-44-0.8	41-0	36	14	1	7	67-2.2
2017-18	8-35-43-1.6	54-1	81	56	1	12	137-5.1
2018-19	7-26-33-1.2	31-0	39	34	0	18	132-4.7
<b>TOTALS</b>	<b>15-61-76-1.4</b>	<b>85-1</b>	<b>120</b>	<b>90</b>	<b>1</b>	<b>30</b>	<b>269-4.9</b>

\*at Toledo | TOTALS only reflect IUPUI totals



### BRANDON KENYON

# #11

**Freshman | Forward/Center**  
**6-10 | 225**  
**Caledonia, Ontario**  
**RISE Prep**

**Birthdate:** February 18, 1999 (age 20)  
**Major:** Criminal Justice

#### QUICK NOTES

First Canadian-born IUPUI player since 1998-1999 (Shaun Clarke), however Clarke red-shirted his lone season and never appeared in a game for the Jaguars... was a teammate of Duke's R.J. Barrett and Florida guard Andrew Nembhard while playing for the 17U Nike EYBL UPLAY Canada program... is one of 119 Canadians playing Division I basketball this season, 77 of whom are Ontario natives.

#### CAREER/SEASON HIGHS

CAREER HIGH	CATEGORY	SEASON HIGH
8 vs. IU Kokomo (12/6/18)	PTS	8 vs. IU Kokomo (12/6/18)
4 vs. IU Northwest (12/12/18)	REB	4 vs. IU Northwest (12/12/18)
1 vs. IU Kokomo (12/6/18)	AST	1 vs. IU Kokomo (12/6/18)
3 vs. IU Kokomo (12/6/18)	FG	3 vs. IU Kokomo (12/6/18)
6 vs. IU Kokomo (12/6/18)	FGA	6 vs. IU Kokomo (12/6/18)
---	3FG	---
2 vs. IU Kokomo (12/6/18)	3FGA	2 vs. IU Kokomo (12/6/18)
3 at Xavier (11/6/18)	FT	3 at Xavier (11/6/18)
3 at Xavier (11/6/18)	FTA	3 at Xavier (11/6/18)
1 - 2x	STL	1 - 2x
1 - 2x	BLK	1 - 2x
16 at Xavier (11/6/18)	MIN	16 at Xavier (11/6/18)

#### GAME-BY-GAME

Opponent	MIN	FG	3FG	FT	O-D-T	PF	A	TO	B	S	PTS
at Xavier	16	2-5	0-1	3-3	0-1-1	5	0	1	0	0	7
E. Illinois	3	0-0	0-0	0-0	0-0-0	0	0	0	1	0	0
at Boston Coll.					DID NOT PLAY						
at Richmond					DID NOT PLAY						
vs. St. Francis	2	0-1	0-0	1-2	0-2-2	0	0	0	0	1	1
vs. Grambling	1	0-0	0-0	0-0	0-0-0	0	0	0	0	0	0
Bradley					DID NOT PLAY						
Ball State					DID NOT PLAY						
IU Kokomo	10	3-6	0-2	2-2	0-1-1	1	1	0	1	0	8
IU Northwest	9	1-3	0-0	0-2	2-2-4	0	0	0	0	1	2
W. Illinois					DID NOT PLAY						
at Purdue FW					DID NOT PLAY						
at Morehead St.					DID NOT PLAY						
at N. Kentucky					DID NOT PLAY						
at Wright St.					DID NOT PLAY						
at UIC					DID NOT PLAY						
Cleveland St.	1	0-1	0-1	0-0	0-0-0	0	0	0	0	0	0
Y'town St.					DID NOT PLAY						
at Green Bay					DID NOT PLAY						
at Milwaukee					DID NOT PLAY						
Oakland					DID NOT PLAY						
Det. Mercy					DID NOT PLAY						
N. Kentucky					DID NOT PLAY						
Wright St.					DID NOT PLAY						
UIC					DID NOT PLAY						
at Y'town St.					DID NOT PLAY						
at Cleveland St.					DID NOT PLAY						
Milwaukee					DID NOT PLAY						
Green Bay											
at Det. Mercy											
at Oakland											

\* denotes starter

#### CAREER STATS

Season	GP-GS	MIN-Avg	FG	Pct.	3FG	Pct.	FT	Pct.
2018-19	7-0	42-6.0	6-16	.375	0-4	.000	6-9	.667
<b>TOTALS</b>	<b>7-0</b>	<b>42-6.0</b>	<b>6-15</b>	<b>.375</b>	<b>0-4</b>	<b>.000</b>	<b>6-9</b>	<b>.667</b>

#### REBOUNDS

Season	O-D-REB-AVG.	PF-DQ	AST	TO	BLK	STL	PTS-PPG
2018-19	2-6-8-1.1	6-1	1	1	2	2	18-2.6
<b>TOTALS</b>	<b>2-6-8-1.1</b>	<b>6-1</b>	<b>1</b>	<b>1</b>	<b>2</b>	<b>2</b>	<b>18-2.6</b>



## PLAYER BIOS



### AHMED ISMAIL

# #15

**Senior | Center**  
**7-1 | 260**  
**Cairo, Egypt**  
**Nakhas Zagazig (Colby C.C./Manhattan)**

**Birthdate:** January 21, 1995 (age 24)  
**Major:** General Studies

#### QUICK NOTES

Oldest player on the team... tallest player in IUPUI history at 7-foot-1... began his college career at Colby [Kan.] Community College before playing the 2016-17 season at Manhattan where he averaged 3.9 points and 4.9 rebounds per game... one of four Egypt natives playing Division I basketball this season (Omar El-Sheikh/Fairfield, Karim Sameh Azab/Memphis & Ehab Amin/Oregon)... just the second 7-footer in program history, joining Bill Van Senus (2003-2008).

#### CAREER/SEASON HIGHS

CAREER HIGH	CATEGORY	SEASON HIGH
17 vs. Western Illinois (12/15/18)	PTS	17 vs. Western Illinois (12/15/18)
10 vs. Grambling (11/24/18)	REB	10 vs. Grambling (11/24/18)
3 - 3x	AST	3 - 3x
6 - 2x	FG	6 - 2x
9 - 2x	FGA	9 - 2x
1 - 3x	3FG	1 - 3x
1 - 4x	3FGA	1 - 4x
7 vs. UIC (2/9/19)	FT	7 vs. UIC (2/9/19)
10 vs. UIC (2/9/19)	FTA	10 vs. UIC (2/9/19)
1 - 3x	STL	1 - 3x
2 - 2x	BLK	2 - 2x
31 at Youngstown State (2/14/19)	MIN	31 at Youngstown State (2/14/19)

#### GAME-BY-GAME

Opponent	MIN	FG	3FG	FT	O-D-T	PF	A	TO	B	S	PTS
at Xavier*	18	0-0	0-0	3-4	1-5-6	4	0	2	0	0	3
E. Illinois	5	0-2	0-0	1-2	2-2-4	4	0	1	1	0	1
at Boston Coll.	7	0-1	0-0	0-0	0-0-0	5	1	1	0	0	0
at Richmond	12	0-1	0-0	1-2	0-2-2	2	0	3	0	0	1
vs. St. Francis	15	2-4	0-0	1-2	1-2-3	2	1	2	1	0	5
vs. Grambling	26	6-9	0-0	4-4	4-6-10	4	3	1	0	0	16
Bradley	22	5-7	0-0	3-5	0-5-5	3	1	0	2	1	13
Ball State	12	2-2	0-0	3-4	1-1-2	5	0	4	0	0	7
IU Kokomo	13	5-8	0-0	4-5	1-7-8	0	0	2	0	0	14
IU Northwest	14	3-5	0-0	3-6	1-2-3	2	0	3	1	0	9
W. Illinois	17	5-7	1-1	6-8	3-6-9	3	2	1	1	0	17
at Purdue FW	21	0-2	0-0	0-0	0-5-5	4	0	1	1	0	0
at Morehead St.	18	1-3	0-0	2-3	2-4-6	2	0	2	0	0	4
at N. Kentucky	25	5-7	0-0	1-3	1-4-5	4	0	1	0	0	11
at Wright St.	16	3-5	0-1	4-5	2-1-3	1	0	4	0	0	10
at UIC	14	0-3	0-0	1-2	3-3-6	2	0	0	1	0	1
Cleveland St.	20	6-7	0-0	1-3	2-3-5	1	3	1	1	1	13
Y'town St.	14	3-8	0-0	3-4	4-3-7	0	1	0	0	0	9
at Green Bay	9	1-1	0-0	0-0	4-1-5	3	1	1	0	0	2
at Milwaukee	14	2-5	0-0	0-0	2-1-3	0	1	0	0	0	4
Oakland	9	2-3	0-0	0-0	4-1-5	3	0	2	1	0	4
Det. Mercy	14	1-1	0-0	0-0	1-1-2	5	0	0	1	1	2
N. Kentucky	15	3-3	1-1	0-0	0-0-0	4	0	1	0	0	7
Wright St.	14	3-4	0-0	1-1	2-0-2	5	1	1	1	0	7
UIC	25	3-9	0-0	7-10	3-5-8	0	1	1	2	0	13
at Y'town St.*	31	5-7	0-0	5-6	4-4-8	5	0	3	0	0	15
at Cleveland St.*	30	5-7	1-1	1-2	4-3-7	2	3	3	0	0	12
Milwaukee*	28	5-6	0-0	3-5	1-7-8	3	1	1	0	0	13
Green Bay											
at Det. Mercy											
at Oakland											

\* denotes starter

#### CAREER STATS

Season	GP-GS	MIN-Avg	FG	Pct.	3FG	Pct.	FT	Pct.
2016-17*	30-19	483-16.1	42-82	.512	1-4	.250	32-52	.615
2018-19	28-4	478-17.1	76-127	.598	3-4	.750	58-86	.674
<b>TOTALS</b>	<b>28-4</b>	<b>478-17.1</b>	<b>76-127</b>	<b>.598</b>	<b>3-4</b>	<b>.750</b>	<b>58-86</b>	<b>.674</b>

#### REBOUNDS

Season	O-D-REB-AVG.	PF-DQ	AST	TO	BLK	STL	PTS-PPG
2016-17*	49-95-144-4.8	99-7	8	47	32	7	117-3.9
2018-19	53-84-137-4.9	78-5	20	42	14	3	213-7.6
<b>TOTALS</b>	<b>53-84-137-4.9</b>	<b>78-5</b>	<b>20</b>	<b>42</b>	<b>14</b>	<b>3</b>	<b>213-7.6</b>

\*at Manhattan | TOTALS only reflect IUPUI totals



### D.J. McCALL

# #22

**Senior | Guard**  
**6-6 | 190**  
**Fort Wayne, Ind.**  
**Concordia Lutheran**

**Birthdate:** October 23, 1995 (age 23)  
**Major:** Masters in Applied Data Science

#### QUICK NOTES

Completed his undergraduate work in Informatics in three years and is now pursuing his Master's degree in Applied Data Science/Sports Analytics... mentors high school students in the Informatics Diversity-Enhanced Workforce (iDEW) program... voted Academic All-Horizon League as a junior... named to the Niagara Regional All-Tournament Team of the Fort Myers Tip-Off earlier this season... was an Indiana All-Star at the close of his high school career... helped his high school team to a Class 3A state runner-up finish in 2013.

#### CAREER/SEASON HIGHS

CAREER HIGH	CATEGORY	SEASON HIGH
25 at Western Illinois (11/28/17)	PTS	18 - 3x
16 vs. Wright State (2/3/19)	REB	16 vs. Wright State (2/3/19)
7 vs. Marian (12/28/16)	AST	5 - 5x
9 at Western Illinois (11/28/17)	FG	7 vs. Oakland (1/24/19)
20 at Western Illinois (11/28/17)	FGA	14 vs. Oakland (1/24/19)
3 - 3x	3FG	1 - 8x
7 at Western Illinois (11/28/17)	3FGA	3 at Cleveland State (2/16/19)
9 vs. Wright State (2/23/18)	FT	8 at Green Bay (1/17/19)
11 vs. Wright State (2/23/18)	FTA	9 - 2x
5 at Green Bay (1/17/19)	STL	5 at Green Bay (1/17/19)
2 vs. Detroit Mercy (1/16/18)	BLK	1 - 7x
38 at North Dakota State (2/19/15)	MIN	36 at Cleveland State (2/16/19)

#### GAME-BY-GAME

Opponent	MIN	FG	3FG	FT	O-D-T	PF	A	TO	B	S	PTS
at Xavier*	32	2-8	0-1	0-2	4-1-5	1	5	0	0	0	4
E. Illinois*	31	0-5	0-1	0-0	3-4-7	2	5	2	0	1	0
at Boston Coll.*	28	0-3	0-0	0-0	4-3-7	2	1	4	0	0	0
at Richmond*	30	5-6	0-0	1-2	2-4-6	4	1	2	0	1	11
vs. St. Francis*	32	5-8	0-0	2-2	1-1-2	1	1	1	0	3	12
vs. Grambling*	25	3-5	1-2	2-3	2-1-3	0	2	0	0	0	9
Bradley*	26	1-3	0-0	3-4	2-4-6	4	3	3	0	0	5
Ball State*	28	2-10	0-1	0-0	0-4-4	2	1	1	1	4	4
IU Kokomo*	23	3-4	1-1	2-3	3-7-10	2	5	3	1	1	9
IU Northwest*	21	3-4	0-0	3-3	0-4-4	1	2	5	0	1	9
W. Illinois*	29	1-4	0-2	0-2	2-5-7	3	2	0	1	0	2
at Purdue FW*	28	2-4	0-0	0-0	1-2-3	2	2	2	0	3	4
at Morehead St.*	25	2-6	0-1	0-1	0-3-3	1	3	1	0	2	4
at N. Kentucky*	20	1-4	0-0	0-0	2-4-6	2	1	1	1	1	2
at Wright St.*	31	1-2	0-0	0-0	1-7-8	3	2	2	0	0	2
at UIC*	33	2-6	0-0	3-4	2-3-5	2	0	3	0	1	7
Cleveland St.*	17	6-8	1-1	0-0	1-3-4	3	2	3	0	0	13
Y'town St.*	31	5-12	0-1	4-5	2-4-6	0	1	1	1	1	14
at Green Bay*	34	5-11	0-0	8-9	3-5-8	2	1	5	0	5	18
at Milwaukee*	26	4-6	1-2	4-5	3-2-5	3	2	1	0	2	13
Oakland*	34	7-14	0-2	4-6	5-4-9	2	5	2	0	2	18
Det. Mercy*	26	2-4	1-2	3-4	1-2-3	0	5	1	0	1	8
N. Kentucky*	31	2-5	0-2	2-2	1-4-5	2	2	4	0	2	6
Wright St.*	35	1-8	0-1	1-2	4-12-16	5	0	1	1	0	3
UIC*	27	2-8	1-2	1-2	2-2-4	4	3	1	0	1	6
at Y'town St.*	30	6-9	1-1	3-4	4-4-8	1	1	2	0	0	16
at Cleveland St.*	36	6-12	1-3	5-9	4-5-9	2	1	1	1	4	18
Milwaukee*	25	1-2	0-0	2-4	0-5-5	2	1	1	0	2	4
Green Bay											
at Det. Mercy											
at Oakland											

\* denotes starter


#### CAREER STATS

Season	GP-GS	MIN-Avg	FG	Pct.	3FG	Pct.	FT	Pct.
2014-15	31-15	664-21.4	52-124	.419	6-19	.316	39-61	.639
2016-17	32-22	678-21.2	51-120	.425	5-18	.278	45-77	.584
2017-18	29-27	799-27.6	70-173	.405	10-40	.250	53-74	.716
2018-19	28-28	794-28.4	80-181	.442	8-26	.308	53-78	.679
<b>TOTALS</b>	<b>120-92</b>	<b>2935-24.5</b>	<b>253-598</b>	<b>.423</b>	<b>29-103</b>	<b>.282</b>	<b>190-290</b>	<b>.655</b>

#### REBOUNDS

Season	O-D-REB-AVG.	PF-DQ	AST	TO	BLK	STL	PTS-PPG
2015-16	31-58-89-2.9	49-1	38	55	1	19	149-4.8
2016-17	66-95-161-5.0	71-0	48	41	8	22	152-4.8
2017-18	48-73-121-4.2	67-2	57	41	11	43	203-7.0
2018-19	59-109-168-6.0	58-1	60	53	7	38	221-7.9
<b>TOTALS</b>	<b>204-335-539-4.5</b>	<b>245-4</b>	<b>203</b>	<b>190</b>	<b>27</b>	<b>122</b>	<b>725-6.0</b>

## PLAYER BIOS



### GRANT WEATHERFORD #23

Sophomore | Guard  
6-2 | 185  
Cicero, Ind.  
Hamilton Heights (Purdue/Midland J.C.)

Birthdate: August 7, 1996 (age 22)  
Major: General Studies

#### QUICK NOTES

Began his college career by redshirting in 2015-16 at Purdue before transferring to Midland [Tex.] College for the 2016-17 season... was granted a clock extension in December 2018, effectively, making him a sophomore... comes from a family filled with athletes as brother Sterling is a redshirt freshman DB on the Miami (Ohio) football team, older sister Dakota played basketball at Evansville & Louisville and oldest brother Austin played basketball at Rose Hulman... also garnered D1 football interest as a WR (155 catches, 60 TDs in high school).

#### CAREER/SEASON HIGHS

CAREER HIGH	CATEGORY	SEASON HIGH
20 at Purdue Fort Wayne (12/18/18)	PTS	20 at Purdue Fort Wayne (12/18/18)
7 at Morehead State (12/21/18)	REB	7 at Morehead State (12/21/18)
6 - 2x	AST	6 - 2x
6 at Purdue Fort Wayne (12/18/18)	FG	6 at Purdue Fort Wayne (12/18/18)
10 - 2x	FGA	10 - 2x
1 - 5x	3FG	1 - 5x
2 - 3x	3FGA	2 - 3x
7 - 2x	FT	7 - 2x
8 vs. Western Illinois (12/15/18)	FTA	8 vs. Western Illinois (12/15/18)
4 vs. Detroit Mercy (1/26/19)	STL	4 vs. Detroit Mercy (1/26/19)
1 - 3x	BLK	1 - 3x
35 at Wright State (12/30/18)	MIN	35 at Wright State (12/30/18)

#### GAME-BY-GAME

Opponent	MIN	FG	3FG	FT	O-D-T	PF	A	TO	B	S	PTS
at Xavier*	26	3-7	0-1	2-2	0-2-2	3	1	3	0	1	8
E. Illinois*	25	5-5	1-1	3-4	0-1-1	5	4	4	0	0	14
at Boston Coll.*	30	1-4	0-1	2-3	0-3-3	3	3	2	0	1	4
at Richmond*	23	3-4	0-0	0-0	2-1-3	1	3	0	0	1	6
vs. St. Francis*	16	0-1	0-0	0-0	0-2-2	1	0	3	0	3	0
vs. Grambling*	30	2-2	0-0	2-2	1-1-2	4	5	1	0	2	6
Bradley*	33	2-4	0-1	4-7	0-2-2	3	2	1	0	2	8
Ball State*	28	2-3	1-1	4-6	2-3-5	3	0	1	0	0	9
IU Kokomo*	22	1-2	0-0	0-0	1-2-3	2	5	0	0	1	2
IU Northwest*	19	1-2	0-0	0-0	0-3-3	1	6	0	0	2	2
W. Illinois*	29	3-6	0-0	7-8	0-1-1	3	4	0	1	0	13
at Purdue FW*	31	6-10	1-2	7-7	1-5-6	3	3	1	0	2	20
at Morehead St.*	27	2-7	0-0	0-2	2-5-7	3	1	0	0	0	4
at N. Kentucky*	33	4-10	0-2	2-3	0-1-1	3	3	1	0	1	10
at Wright St.*	35	2-6	1-2	2-2	0-1-1	5	0	1	0	3	7
at UIC*	26	0-2	0-0	0-0	1-1-2	3	5	3	0	2	0
Cleveland St.*	21	1-2	1-1	0-0	2-1-3	5	2	4	0	1	3
Y'town St.*	30	3-3	0-0	5-6	3-3-6	4	3	4	0	1	11
at Green Bay*	27	2-5	0-0	0-0	0-5-5	1	3	2	0	0	4
at Milwaukee*	27	0-0	0-0	0-0	1-2-3	3	2	1	1	1	0
Oakland*	7	0-0	0-0	0-0	1-1-2	2	0	3	0	0	0
Det. Mercy*	24	1-2	0-1	0-0	1-2-3	2	6	0	0	4	2
N. Kentucky*	15	2-3	0-0	2-2	0-0-0	0	0	1	0	1	6
Wright St.*	28	1-4	0-0	0-2	2-2-4	4	3	1	0	2	2
UIC*	30	4-6	0-0	2-3	2-2-4	1	1	2	0	1	10
at Y'town St.*	28	3-4	0-0	1-2	0-3-3	2	2	4	1	0	7
at Cleveland St.*	27	2-3	0-0	0-1	1-0-1	4	1	1	0	0	4
Milwaukee*	32	0-3	0-1	1-2	0-1-1	2	2	0	0	3	1
Green Bay											
at Det. Mercy											
at Oakland											


\* denotes starter

#### CAREER STATS

Season	GP-GS	MIN-Avg	FG	Pct.	3FG	Pct.	FT	Pct.
2018-19	28-28	729-26.0	56-110	.509	5-14	.357	46-64	.719
<b>TOTALS</b>	<b>28-28</b>	<b>729-26.0</b>	<b>56-110</b>	<b>.509</b>	<b>5-14</b>	<b>.357</b>	<b>46-64</b>	<b>.719</b>

#### REBOUNDS

Season	O-D-REB-AVG.	PF-DQ	AST	TO	BLK	STL	PTS-PPG
2018-19	23-56-79-2.8	76-3	70	44	3	35	163-5.8
<b>TOTALS</b>	<b>23-56-79-2.8</b>	<b>76-3</b>	<b>70</b>	<b>44</b>	<b>3</b>	<b>35</b>	<b>163-5.8</b>



### EVAN HALL #24

Senior | Forward  
6-7 | 230  
Hindman, Ky.  
Knott County Central

Birthdate: August 10, 1996 (age 22)  
Major: Organizational Leadership & Supervision

#### QUICK NOTES

High school teammate of Camron Justice while at Knott County Central... made his lone career three in his collegiate debut, helping seal a road win at Indiana State (Nov. 13, 2015)... became the 15th in school history to collect 500 career rebounds, doing so at UIC on Jan. 4... is the fourth player in the program's Division I history to grab 200 offensive rebounds, joining a group that includes Don Carlisle, Brandon Cole and Jon Avery... won a national championship on the AAU circuit in 2014 with The Ville.

#### CAREER/SEASON HIGHS

CAREER HIGH	CATEGORY	SEASON HIGH
21 vs. Omaha (1/11/17)	PTS	18 - 2x
12 vs. Oakland (2/19/18)	REB	11 vs. Oakland (1/24/19)
7 vs. Detroit Mercy (1/26/19)	AST	7 vs. Detroit Mercy (1/26/19)
10 at Milwaukee (2/16/18)	FG	9 at Cleveland State (2/16/19)
16 at Boston College (11/14/18)	FGA	16 at Boston College (11/14/18)
1 at Indiana State (11/13/15)	3FG	---
1 at Indiana State (11/13/15)	3FGA	---
8 vs. Urbana (12/12/16)	FT	3 - 2x
9 - 2x	FTA	7 vs. Western Illinois (12/15/18)
4 vs. Ball State (12/1/18)	STL	4 vs. Ball State (12/1/18)
5 at Youngstown State (2/14/19)	BLK	5 at Youngstown State (2/14/19)
35 vs. Milwaukee (2/22/19)	MIN	35 vs. Milwaukee (2/22/19)

#### GAME-BY-GAME

Opponent	MIN	FG	3FG	FT	O-D-T	PF	A	TO	B	S	PTS
at Xavier											
E. Illinois*	26	3-5	0-0	0-0	1-1-2	3	1	2	0	1	6
at Boston Coll.*	33	8-16	0-0	2-6	6-4-10	2	0	2	2	1	18
at Richmond*	27	5-7	0-0	3-6	2-3-5	2	2	3	2	0	13
vs. St. Francis*	23	7-9	0-0	1-4	0-8-8	2	1	5	1	0	15
vs. Grambling*	15	3-10	0-0	0-1	1-3-4	5	1	2	0	0	6
Bradley*	17	4-6	0-0	1-5	1-3-4	4	0	0	2	0	9
Ball State*	27	3-8	0-0	0-3	1-1-2	4	5	4	0	4	6
IU Kokomo*	17	3-8	0-0	1-2	4-2-6	3	0	1	2	0	7
IU Northwest*	17	4-6	0-0	0-2	3-3-6	3	1	3	3	0	8
W. Illinois*	23	4-8	0-0	2-7	2-3-5	2	0	2	1	1	10
at Purdue FW*	16	1-9	0-0	1-4	4-1-5	1	1	2	1	1	3
at Morehead St.*	15	4-9	0-0	1-2	4-4-8	4	1	2	1	0	9
at N. Kentucky*	15	3-6	0-0	0-0	0-3-3	5	0	2	0	1	6
at Wright St.*	24	6-11	0-0	1-2	2-2-4	4	0	1	0	0	13
at UIC*	26	4-12	0-0	1-2	2-3-5	3	4	3	0	1	9
Cleveland St.*	21	5-6	0-0	0-4	2-5-7	4	2	1	0	0	10
Y'town St.*	17	3-4	0-0	0-0	1-3-4	2	0	0	3	0	6
at Green Bay*	28	4-8	0-0	3-4	1-4-5	2	0	4	2	0	11
at Milwaukee*	32	3-9	0-0	0-0	1-4-5	1	3	1	3	1	6
Oakland*	33	5-9	0-0	1-4	4-7-11	1	1	1	2	0	11
Det. Mercy*	30	5-9	0-0	0-0	3-7-10	2	7	1	2	0	10
N. Kentucky*	29	7-10	0-0	0-2	3-4-7	2	4	1	0	3	14
Wright St.*	23	6-8	0-0	2-3	2-2-4	1	0	2	2	1	14
UIC*	22	4-8	0-0	2-6	2-4-6	3	0	2	0	1	10
at Y'town St.*	24	1-5	0-0	1-4	4-5-9	3	2	2	5	1	3
at Cleveland St.*	29	9-14	0-0	0-2	3-2-5	0	3	0	0	2	18
Milwaukee*	35	3-7	0-0	0-2	3-3-6	0	2	1	3	0	6
Green Bay											
at Det. Mercy											
at Oakland											

\* denotes starter

#### CAREER STATS

Season	GP-GS	MIN-Avg	FG	Pct.	3FG	Pct.	FT	Pct.
2015-16	23-11	383-16.7	50-97	.515	1-1	1.000	19-47	.404
2016-17	30-23	596-19.9	96-163	.589	0-0	.000	35-89	.393
2017-18	29-29	655-22.6	97-215	.451	0-0	.000	30-102	.294
2018-19	27-27	644-23.9	117-227	.515	0-0	.000	23-77	.299
<b>TOTALS</b>	<b>109-90</b>	<b>2278-20.9</b>	<b>360-702</b>	<b>.513</b>	<b>1-1</b>	<b>1.000</b>	<b>107-315</b>	<b>.340</b>

#### REBOUNDS

Season	O-D-REB-AVG.	PF-DQ	AST	TO	BLK	STL	PTS-PPG
2015-16	41-50-91-4.0	67-4	14	17	7	10	120-5.2
2016-17	73-83-156-5.2	83-1	14	40	24	16	227-7.6
2017-18	74-104-178-6.1	79-1	20	54	25	21	224-7.7
2018-19	62-94-156-5.8	68-2	41	50	37	19	257-9.5
<b>TOTALS</b>	<b>250-331-581-5.3</b>	<b>297-8</b>	<b>89</b>	<b>161</b>	<b>93</b>	<b>66</b>	<b>828-7.6</b>

## PLAYER BIOS



### TREVOR JOHNSON #25

**Junior | Guard**  
**6-2 | 170**  
**Flagstaff, Ariz.**  
**Flagstaff (Mesa C.C.)**

**Birthdate:** December 25, 1995 (age 22)  
**Major:** General Studies

#### QUICK NOTES

Joined the IUPUI program at the start of the spring semester in 2018 but wasn't eligible until the start of the 2018-19 season... was one of the top prep players in Arizona at Flagstaff High School, averaging 20 points, six assists, five boards and three steals per game in earning the state's Division II, Section One Player of the Year Award... started the Jaguars' exhibition game against Central State as D.J. McCall was sidelined due to a stomach ailment.

#### CAREER/SEASON HIGHS

CAREER HIGH	CATEGORY	SEASON HIGH
2 vs. IU Northwest (12/12/18)	PTS	2 vs. IU Northwest (12/12/18)
6 vs. IU Northwest (12/12/18)	REB	6 vs. IU Northwest (12/12/18)
3 vs. IU Northwest (12/12/18)	AST	3 vs. IU Northwest (12/12/18)
1 vs. IU Northwest (12/12/18)	FG	1 vs. IU Northwest (12/12/18)
2 - 2x	FGA	2 - 2x
---	3FG	---
1 - 2x	3FGA	1 - 2x
---	FT	---
---	FTA	---
---	STL	---
1 vs. IU Kokomo (12/6/18)	BLK	1 vs. IU Kokomo (12/6/18)
11 vs. IU Kokomo (12/6/18)	MIN	11 vs. IU Kokomo (12/6/18)

#### GAME-BY-GAME

Opponent	MIN	FG	3FG	FT	O-D-T	PF	A	TO	B	S	PTS
at Xavier					DID NOT PLAY						
E. Illinois					DID NOT PLAY						
at Boston Coll.					DID NOT PLAY						
at Richmond					DID NOT PLAY						
vs. St. Francis					DID NOT PLAY						
vs. Grambling	1	0-0	0-0	0-0	0-0-0	0	0	0	0	0	0
Bradley					DID NOT PLAY						
Ball State	1	0-0	0-0	0-0	0-0-0	0	0	0	0	0	0
IU Kokomo	11	0-2	0-1	0-0	0-1-1	0	1	0	1	0	0
IU Northwest	10	1-2	0-1	0-0	0-6-6	2	3	2	0	0	2
W. Illinois					DID NOT PLAY						
at Purdue FW					DID NOT PLAY						
at Morehead St.					DID NOT PLAY						
at N. Kentucky	1	0-0	0-0	0-0	0-0-0	0	0	0	0	0	0
at Wright St.					DID NOT PLAY						
at UIC					DID NOT PLAY						
Cleveland St.	2	0-1	0-0	0-0	0-0-0	0	0	1	0	0	0
Y'town St.					DID NOT PLAY						
at Green Bay					DID NOT PLAY						
at Milwaukee					DID NOT PLAY						
Oakland					DID NOT PLAY						
Det. Mercy					DID NOT PLAY						
N. Kentucky					DID NOT PLAY						
Wright St.					DID NOT PLAY						
UIC					DID NOT PLAY						
at Y'town St.					DID NOT PLAY						
at Cleveland St.					DID NOT PLAY						
Milwaukee					DID NOT PLAY						
Green Bay											
at Det. Mercy											
at Oakland											

\* denotes starter

#### CAREER STATS

Season	GP-GS	MIN-Avg	FG	Pct.	3FG	Pct.	FT	Pct.
2018-19	6-0	26-4.3	1-5	.200	0-2	.000	0-0	.000
<b>TOTALS</b>	<b>6-0</b>	<b>26-4.3</b>	<b>1-5</b>	<b>.200</b>	<b>0-2</b>	<b>.000</b>	<b>0-0</b>	<b>.000</b>

#### REBOUNDS

Season	O-D-REB-AVG.	PF-DQ	AST	TO	BLK	STL	PTS-PPG
2018-19	0-7-1.2	2-0	4	3	1	0	2-0.3
<b>TOTALS</b>	<b>0-7-1.2</b>	<b>2-0</b>	<b>4</b>	<b>3</b>	<b>1</b>	<b>0</b>	<b>2-0.3</b>



### ELYJAH GOSS #32

**Sophomore | Forward**  
**6-7 | 195**  
**Bolingbrook, Ill.**  
**Plainfield East**

**Birthdate:** April 28, 1998 (age 20)  
**Major:** Sports Management

#### QUICK NOTES

Late bloomer redshirted his first season at IUPUI and has taken over a starting role as a sophomore... early indications show that he'll be an elite rebounder in his second full season... was an honorable mention All-State selection as a senior at Plainfield (Ill.) East High School after racking up 16 double-doubles and shooting a school record 56 percent from the floor... is the only player in Plainfield East history to average a double-double for a full season.

#### CAREER/SEASON HIGHS

CAREER HIGH	CATEGORY	SEASON HIGH
16 vs. Cleveland State (1/10/19)	PTS	16 vs. Cleveland State (1/10/19)
13 vs. Cleveland State (1/10/19)	REB	13 vs. Cleveland State (1/10/19)
3 - 2x	AST	3 vs. Cleveland State (1/10/19)
6 - 2x	FG	6 - 2x
10 vs. Oakland (1/24/19)	FGA	10 vs. Oakland (1/24/19)
2 at Boston College (11/14/18)	3FG	2 at Boston College (11/14/18)
3 vs. Eastern Illinois (11/10/18)	3FGA	3 vs. Eastern Illinois (11/10/18)
6 vs. Cleveland State (1/10/19)	FT	6 vs. Cleveland State (1/10/19)
8 at Morehead State (12/21/18)	FTA	8 at Morehead State (12/21/18)
2 - 6x	STL	2 - 3x
4 vs. Oakland (1/24/19)	BLK	4 vs. Oakland (1/24/19)
33 - twice	MIN	33 - twice

#### GAME-BY-GAME

Opponent	MIN	FG	3FG	FT	O-D-T	PF	A	TO	B	S	PTS
at Xavier*	26	2-5	0-1	0-2	2-6-8	0	0	1	2	1	4
E. Illinois*	27	3-7	1-3	3-4	3-7-10	1	1	1	2	1	10
at Boston Coll.*	28	3-5	2-2	1-1	3-7-10	3	0	1	0	0	9
at Richmond*	21	3-7	1-2	1-2	0-6-6	2	1	1	2	2	8
vs. St. Francis*	26	1-4	0-1	3-4	1-10-11	2	1	1	0	0	5
vs. Grambling*	22	2-6	0-2	1-2	2-4-6	4	1	1	1	1	5
Bradley*	26	6-7	0-0	0-0	3-3-6	3	2	0	0	1	12
Ball State*	26	2-4	0-1	0-0	0-6-6	0	1	1	0	1	4
IU Kokomo*	18	4-6	0-0	5-5	1-2-3	3	0	1	2	0	13
IU Northwest*	18	4-4	0-0	1-1	0-3-3	2	0	1	0	1	9
W. Illinois*	30	6-9	1-1	0-0	2-8-10	0	1	0	2	0	13
at Purdue FW*	21	1-3	0-0	0-0	2-2-4	1	2	0	0	0	2
at Morehead St.*	33	3-6	0-1	5-8	6-3-9	0	0	0	2	1	11
at N. Kentucky*	17	2-3	0-0	2-4	0-2-2	2	2	0	1	1	6
at Wright St.*	17	1-3	0-0	0-0	2-5-7	1	1	2	0	0	2
at UIC*	33	2-4	0-0	1-2	2-9-11	3	1	2	1	1	5
Cleveland St.*	27	5-9	0-1	6-6	5-8-13	3	3	1	1	2	16
Y'town St.*	27	2-5	0-0	2-2	1-3-4	3	0	1	1	1	6
at Green Bay*	28	5-8	1-2	0-1	5-3-8	2	0	3	0	2	11
at Milwaukee*	26	1-3	0-1	1-2	2-6-8	2	0	1	1	0	3
Oakland*	32	3-10	0-2	0-0	3-7-10	3	0	2	4	1	6
Det. Mercy*	18	2-5	0-0	1-2	0-1-1	1	1	3	0	1	5
N. Kentucky*	32	1-2	0-1	3-4	1-2-3	2	1	0	1	0	5
Wright St.*	13	1-1	0-0	2-2	1-1-2	2	0	1	0	0	4
UIC*	18	1-4	0-1	1-2	3-3-6	3	1	0	0	0	3
at Y'town St.					DID NOT PLAY						
at Cleveland St.					DID NOT PLAY						
Milwaukee	16	1-1	1-1	3-4	2-4-6	0	0	0	1	0	6
Green Bay											
at Det. Mercy											
at Oakland											

\* denotes starter

#### CAREER STATS


Season	GP-GS	MIN-Avg	FG	Pct.	3FG	Pct.	FT	Pct.
2017-18	30-0	414-13.8	41-93	.441	4-13	.308	22-29	.759
2018-19	26-25	626-24.1	67-131	.511	7-23	.304	42-60	.700
<b>TOTALS</b>	<b>56-25</b>	<b>1040-18.6</b>	<b>108-224</b>	<b>.482</b>	<b>11-36</b>	<b>.306</b>	<b>64-89</b>	<b>.719</b>

#### REBOUNDS

Season	O-D-REB-AVG.	PF-DQ	AST	TO	BLK	STL	PTS-PPG
2017-18	38-68-106-3.5	46-0	12	20	11	12	108-3.6
2018-19	52-121-173-6.7	47-0	21	25	22	18	183-7.0
<b>TOTALS</b>	<b>90-189-279-5.0</b>	<b>93-0</b>	<b>33</b>	<b>45</b>	<b>33</b>	<b>30</b>	<b>291-5.2</b>



## PLAYER BIOS



### DANIEL ALSTON

# #55

**Freshman | Guard**  
**6-0 | 175**  
**Champaign, Ill.**  
**Judah Christian**

**Birthdate:** May 5, 2000 (age 18)  
**Major:** Sports Management

#### QUICK NOTES

IUPUI's youngest player... non-scholarship addition was a two-year letterwinner at Judah Christian (Ill.) High School and averaged 17.4 points, 6.3 rebounds and 3.2 assists per game as a senior... first IUPUI player to wear No. 55 since 2012 when Christian Siakam donned the number... is just the third player in the program's Division I history to wear No. 55, joining Siakam and Herbert Lambert.

#### CAREER/SEASON HIGHS

CAREER HIGH	CATEGORY	SEASON HIGH
2 vs. IU Northwest (12/12/18)	PTS	2 vs. IU Northwest (12/12/18)
1 vs. Cleveland State (1/10/19)	REB	1 vs. Cleveland State (1/10/19)
---	AST	---
1 vs. IU Northwest (12/12/18)	FG	1 vs. IU Northwest (12/12/18)
2 vs. IU Northwest (12/12/18)	FGA	2 vs. IU Northwest (12/12/18)
---	3FG	---
1 vs. IU Northwest (12/12/18)	3FGA	1 vs. IU Northwest (12/12/18)
---	FT	---
---	FTA	---
---	STL	---
---	BLK	---
3 - 2x	MIN	3 - 2x

#### GAME-BY-GAME

Opponent	MIN	FG	3FG	FT	O-D-T	PF	A	TO	B	S	PTS
at Xavier					DID NOT PLAY						
E. Illinois					DID NOT PLAY						
at Boston Coll.					DID NOT PLAY						
at Richmond					DID NOT PLAY						
vs. St. Francis	1	0-0	0-0	0-0	0-0-0	0	0	0	0	0	0
vs. Grambling					DID NOT PLAY						
Bradley					DID NOT PLAY						
Ball State					DID NOT PLAY						
IU Kokomo	3	0-0	0-0	0-0	0-0-0	0	0	1	0	0	0
IU Northwest	3	1-2	0-1	0-0	0-0-0	0	0	0	0	0	2
W. Illinois					DID NOT PLAY						
at Purdue FW					DID NOT PLAY						
at Morehead St.					DID NOT PLAY						
at N. Kentucky					DID NOT PLAY						
at Wright St.					DID NOT PLAY						
at UIC					DID NOT PLAY						
Cleveland St.	1	0-0	0-0	0-0	0-1-1	0	0	1	0	0	0
Y'town St.					DID NOT PLAY						
at Green Bay					DID NOT PLAY						
at Milwaukee					DID NOT PLAY						
Oakland					DID NOT PLAY						
Det. Mercy					DID NOT PLAY						
N. Kentucky					DID NOT PLAY						
Wright St.					DID NOT PLAY						
UIC					DID NOT PLAY						
at Y'town St.					DID NOT PLAY						
at Cleveland St.					DID NOT PLAY						
Milwaukee					DID NOT PLAY						
Green Bay					DID NOT PLAY						
at Det. Mercy					DID NOT PLAY						
at Oakland					DID NOT PLAY						

\* denotes starter

#### CAREER STATS

Season	GP-GS	MIN-Avg	FG	Pct.	3FG	Pct.	FT	Pct.
2018-19	4-0	8-2.0	1-2	.500	0-1	.000	0-0	.000
<b>TOTALS</b>	<b>4-0</b>	<b>8-2.0</b>	<b>1-2</b>	<b>.000</b>	<b>0-1</b>	<b>.000</b>	<b>0-0</b>	<b>.000</b>

#### REBOUNDS

Season	O-D-REB-AVG.	PF-DQ	AST	TO	BLK	STL	PTS-PPG
2018-19	0-1-0.3	0-0	0	2	0	0	2-0.5
<b>TOTALS</b>	<b>0-1-0.3</b>	<b>0-0</b>	<b>0</b>	<b>2</b>	<b>0</b>	<b>0</b>	<b>2-0.5</b>

## 2018-2019 REDSHIRTS (DIVISION I TRANSFERS)



### MARCUS BURK

# #14

**Junior | Guard**  
**6-3 | 205**  
**Indianapolis, Ind.**  
**Franklin Central (Campbell)**

**Birthdate:** September 27, 1997 (age 21)  
**Major:** General Studies

#### QUICK NOTES

Will have two years of eligibility remaining after coming to IUPUI from Campbell... averaged 15.1 points per game as a sophomore while draining 91 3's... made 158 3's in his two seasons for the Camels at a 41 percent clip... was named to the Indianapolis Star Super Team after his senior year at Franklin Central saw him average 25.3 points and 5.7 rebounds a game.

#### CAREER STATS

Season	GP-GS	MIN-Avg	FG	Pct.	3FG	Pct.	FT	Pct.
2016-17*	36-12	754-20.9	96-224	.429	67-167	.401	29-37	.784
2017-18*	32-31	1013-31.7	171-345	.496	91-221	.412	51-60	.850
<b>TOTALS*</b>	<b>68-43</b>	<b>1767-26.0</b>	<b>267-569</b>	<b>.469</b>	<b>158-388</b>	<b>.407</b>	<b>80-97</b>	<b>.825</b>

#### REBOUNDS

Season	O-D-REB-AVG.	PF-DQ	AST	TO	BLK	STL	PTS-PPG
2016-17*	9-78-87-2.4	51-0	28	25	3	17	288-8.0
2017-18*	19-97-116-3.6	56-1	38	43	8	40	484-15.1
<b>TOTALS*</b>	<b>28-175-203-3.0</b>	<b>107-1</b>	<b>66</b>	<b>68</b>	<b>11</b>	<b>57</b>	<b>772-11.4</b>

\*at Campbell



### JAMIL JACKSON

# #1

**Junior | Guard/Forward**  
**6-6 | 190**  
**Minneapolis, Minn.**  
**Minneapolis North (Williston St./Southern Utah)**

**Birthdate:** March 5, 1998 (age 20)  
**Major:** Informatics

#### QUICK NOTES

Will have at least two years of eligibility remaining beginning next season... was limited to five games as a sophomore at Southern Utah, where he averaged 2.8 points per game before being shutdown due to injury... played at Williston State [N.D.] College as a freshman, earning honorable mention All-America honors after leading the team in scoring (16.3 ppg) and rebounding (6.4 rpg) and shooting 48 percent overall and 41 percent from deep.

#### CAREER STATS

Season	GP-GS	MIN-Avg	FG	Pct.	3FG	Pct.	FT	Pct.
2017-18*	5-0	71-14.2	6-14	.429	0-3	.000	2-2	1.000
<b>TOTALS*</b>	<b>5-0</b>	<b>71-14.2</b>	<b>6-14</b>	<b>.429</b>	<b>0-3</b>	<b>.000</b>	<b>2-2</b>	<b>1.000</b>

#### REBOUNDS

Season	O-D-REB-AVG.	PF-DQ	AST	TO	BLK	STL	PTS-PPG
2017-18*	1-1-2-0.4	9-1	5	3	1	2	14-2.8
<b>TOTALS*</b>	<b>1-1-2-0.4</b>	<b>9-1</b>	<b>5</b>	<b>3</b>	<b>1</b>	<b>2</b>	<b>14-2.8</b>

\*at Southern Utah

## TEAM IMPACT - CAYDEN BARINGER



### CAYDEN BARINGER

**Nickname:** Cay Jax  
**Dream Vacation Destination:** China  
**Favorite Movie:** Matilda  
**Favorite Food:** Cereal  
**Favorite Athlete:** Steph Curry  
**Super Power You'd Love to Have:** Read Minds

#### QUICK NOTES

Through a partnership with Team IMPACT, 9-year old **Cayden Baringer** signed with the IUPUI basketball team on Dec. 19, 2018 at a ceremony at the IUPUI Athletics Offices. Baringer, a Carmel-native, was diagnosed with Leukodystrophy in 2017.

Leukodystrophies are a group of rare, progressive, metabolic, genetic diseases that affect the brain, spinal cord and often the peripheral nerves. Each type of leukodystrophy is caused by a specific gene abnormality that leads to abnormal development or destruction of the white matter (myelin sheath) of the brain.

Cayden, his mother Cara, and brothers Liam and Lucas, will be frequent guests to IUPUI games, practices and team events now that he's officially signed with the program.

## CHART WATCHING

### Career Rebounds

	Name	Reb.	Year(s)
1.)	Don Carlisle	769	1997-01
2.)	Brandon Cole	703	2002-06
	Jesse Bingham	703	1985-89
4.)	Charles Price	688	1997-02
5.)	Alex Young	668	2008-12
6.)	Tony Long	639	1987-91
7.)	Billy Pettiford	632	2006-10
8.)	Eric McKay	623	1982-85
9.)	Marcellus Barksdale	593	2011-16
10.)	<b>Evan Hall</b>	<b>581</b>	<b>2015-pres.</b>
11.)	Dale Taylor	580	1975-77
12.)	Troy Fitts	568	1975-77
13.)	George Hill	547	2004-08
14.)	Jon Avery	544	2006-10
15.)	<b>D.J. McCall</b>	<b>539</b>	<b>2014-pres.</b>
16.)	Jeff Roach	535	1985-88

### Career Blocked Shots

	Name	Blk.	Year(s)
1.)	Charles Price	165	1997-02
2.)	David Dickey	118	1994-98
3.)	Robert Glenn	100	2008-10
4.)	<b>Evan Hall</b>	<b>93</b>	<b>2015-pres.</b>
5.)	Alex Young	89	2008-12
6.)	Mitch Patton	88	2010-14
7.)	Billy Pettiford	83	2006-10
8.)	Jon Avery	82	2006-10
9.)	Angelo Smith	71	2005-07
10.)	Marcellus Barksdale	66	2011-16
11.)	James Booyer	64	2003-05
	Don Carlisle	64	1997-01
	Anthony Winburn	64	1995-97

### Consecutive Double-Digit Scoring Gms.

#### (D1 era / 1998-present)

	Name	No.	Year(s)
1.)	George Hill	29	2007-08
2.)	Alex Young	26	2010-12
	2010-11 (24 straight) + 2011-12 (2 straight)		
3.)	<b>Camron Justice</b>	<b>23</b>	<b>2018-19</b>
4.)	Alex Young	22	2011-12
	Odell Bradley	22	2002-04
	2002-03 (12 straight) + 2003-04 (10 straight)		
6.)	Matt O'Leary	19	2016-17
	Leroy Nobles	19	2010-11
	Alex Young	19	2009-10
9.)	Robert Glenn	17	2008-10
	2008-09 (11 straight) + 2009-10 (6 straight)		
	Austin Montgomery	17	2006-08
	2006-07 (4 straight) + 2007-08 (13 straight)		
11.)	Robert Glenn	16	2009-10
12.)	Ian Chiles	15	2013-14
13.)	Don Carlisle	13	1999-01
	1999-00 (3 straight) + 2000-01 (10 straight)		
14.)	Alex Young	12	2010-11
	Brandon Cole	12	2005-06
	Odell Bradley	12	2003-04

### Games of 20+ Points Scored (single-season / D1 era)

	Name	No.	Year(s)
1.)	George Hill	20	2007-08
2.)	Alex Young	19	2011-12
	Odell Bradley	19	2003-04
4.)	Robert Glenn	18	2009-10
5.)	Alex Young	17	2010-11
	George Hill	17	2005-06
7.)	Leroy Nobles	15	2010-11
8.)	Alex Young	14	2009-10
9.)	<b>Camron Justice</b>	<b>13</b>	<b>2018-19</b>

## THE LAST MEETING

### IUPUI 76 • 11-8, 3-3 HL

#	Player		Total		3-Ptr		Rebounds			PF	TP	A	TO	Blk	Stl	Min
			FG-FGA	FG-FGA	FT-FTA	Off	Def	Tot								
24	HALL, Evan	f	4-8	0-0	3-4	1	4	5	2	11	0	4	2	0	28	
32	GOSS, Elyjah	f	5-8	1-2	0-1	5	3	8	2	11	0	3	0	2	28	
05	JUSTICE, Camron	g	5-15	1-8	5-7	1	5	6	2	16	3	4	0	3	34	
22	McCALL, D.J.	g	5-11	0-0	8-9	3	5	8	2	18	1	5	0	5	34	
23	WEATHERFORD, Grant	g	2-5	0-0	0-0	0	5	5	1	4	3	2	0	0	27	
00	MINNETT, Jaylen		4-7	3-6	2-2	0	3	3	3	13	0	4	0	0	21	
04	HANSEN, Jack		0-1	0-0	0-0	0	1	1	0	0	0	0	0	0	5	
10	ROGERS, Nick		0-3	0-1	1-2	0	2	2	1	1	0	1	0	1	14	
15	ISMAIL, Ahmed		1-1	0-0	0-0	4	1	5	3	2	1	1	0	0	9	
Team						2	2	4								
Totals				26-59	5-17	19-25	16	31	47	16	76	8	24	2	11	200
FG % 1st Half: 15-32 46.9%			2nd half: 11-27 40.7%			Game: 26-59 44.1%			Deadball Rebounds 1							
3FG % 1st Half: 2-7 28.6%			2nd half: 3-10 30.0%			Game: 5-17 29.4%										
FT % 1st Half: 3-5 60.0%			2nd half: 16-20 80.0%			Game: 19-25 76.0%										

### Green Bay 70 • 9-10, 3-3 HL

#	Player	Total		3-Ptr		Rebounds			PF	TP	A	TO	Blk	Stl	Min
		FG-FGA	FG-FGA	FT-FTA	FT-FTA	Off	Def	Tot							
10	HEMPHILL, ShanQuan	f	5-8	0-0	1-2	2	2	4	4	11	1	3	0	2	22
15	PATTERSON, Manny	f	0-1	0-0	1-2	0	2	2	4	1	1	2	0	2	11
01	COHEN III, Sandy	g	7-15	3-8	5-6	1	7	8	2	22	3	3	1	2	37
02	PIPES, PJ	g	0-4	0-3	2-2	0	2	2	4	2	0	2	1	1	30
11	McCLOUD, JayQuan	g	5-13	3-7	5-5	1	1	2	2	18	2	3	0	2	30
12	McNAIR, Josh		2-3	0-0	0-0	1	3	4	3	4	1	1	4	3	19
13	BELL, Trevian		0-2	0-1	0-0	0	2	2	3	0	1	1	0	1	12
21	HANKERSON, Kameron		3-8	1-4	1-2	0	1	1	0	8	2	0	0	0	22
30	CRIST, Hunter		2-3	0-1	0-0	0	1	1	0	4	0	2	0	2	12
33	SCHWARTZ, Cody		0-3	0-2	0-0	1	0	1	1	0	0	2	0	0	5
Team						0	2	2							
Totals			24-60	7-26	15-19	6	23	29	23	70	11	19	6	15	200
FG % 1st Half: 11-31 35.5%		2nd half: 13-29 44.8%		Game: 24-60 40.0%		Deadball Rebounds 3									
3FG % 1st Half: 3-13 23.1%		2nd half: 4-13 30.8%		Game: 7-26 26.9%											
FT % 1st Half: 6-7 85.7%		2nd half: 9-12 75.0%		Game: 15-19 78.9%											

Officials: Dan Dorian, Steve Honacki, Brian McNutt  
Technical fouls: IUPUI-None. Green Bay-None.  
Attendance: 2655

Score by periods	1st	2nd	Total
IUPUI	35	41	<b>76</b>
Green Bay	31	39	<b>70</b>

Last FG - IUPUI 2nd-00:47, GB 2nd-01:16.  
Largest lead - IUPUI by 8 1st-04:44, GB by 8 2nd-08:38.  
IUPUI led for 25:00. GB led for 13:22. Game was tied for 01:38.

	Points	In Paint	Off T/O	2nd Chance	Fast Break	Bench
IUPUI	38	32	20	9	8	16
GB	32	23	6	16	16	

Score tied - 2 times.  
Lead changed - 5 times.

### JAGS ESCAPE GREEN BAY WITH 76-70 ROAD WIN

**GREEN BAY, Wisc. (Jan. 17)** - It was a game the IUPUI basketball team had no business winning. The Jaguars committed a season-high 24 turnovers and shot a paltry 44 percent overall and just 29 percent from three-point range. However, IUPUI (11-8, 3-3 HL) came up with clutch plays down the stretch and closed with a 12-5 run to steal a win on the road at Green Bay (9-10, 3-3 HL), 76-70.

Senior D.J. McCall was impressive with a season-high 18 points, eight rebounds and five steals and Camron Justice provided 16 points and six boards in the victory. Sophomore Jaylen Minnett came up with the biggest shots of the evening, including a go-ahead three with 3:33 to play.

Sandy Cohen III had a game-high 22 points and eight rebounds in the loss and JayQuan McCloud hit for 18 for the Phoenix.

"I'm proud of how we hung in there when our offense just wasn't clicking," head coach Jason Gardner said. "We hit a stretch where we just couldn't hit shots and we took some quick (shots) that led to transition buckets for them. I think we got down six or eight, but we never really lost our composure. We stuck with it and we knew eventually some shots would fall. I thought Jaylen was absolutely clutch down the stretch and he and Cam worked well off of each other.

"D.J. is playing with tons of confidence right now at both ends of the floor and when he plays like that, he gives us another weapon."

Green Bay used a 12-0 run early in the second half to build a 49-43 lead with 13:43 remaining. Minnett stopped the bleeding momentarily by stroking a contested trey over Cohen, but Green Bay continued the surge with the next four points as Minnett's connection was IUPUI's only basket in a seven-minute stretch.

Green Bay led by eight with 8:09 remaining before IUPUI took winning time to heart and outplayed the Phoenix down the stretch.

## 2018-2019 IUPUI JAGUARS BASKETBALL

# LAST FOUR BOX SCORES

## GAME #25 • UIC 76, IUPUI 75 (INDIANA FARMERS COLISEUM)

UIC 76 • 13-12, 7-5 HL

#	Player	Total		3-Ptr		Rebounds			PF	TP	A TO Blk Stl					Min
		FG-FGA	FG-FGA	FT-FTA	Off Def Tot	PF	TP	A TO Blk Stl								
13	Jordan Blount	f	2-6	0-0	2-5	2 2 4	4	6	2	4	3	1	25			
22	Rob Howard	f	4-6	2-2	1-3	2 1 3	5	11	0	0	3	0	20			
01	Marcus Ottey	g	5-11	0-2	3-3	0 4 4	3	13	1	2	0	0	28			
04	Tarkus Ferguson	g	4-12	4-8	0-0	0 5 5	3	12	5	3	2	3	35			
25	Godwin Boahen	g	4-8	1-3	0-0	1 4 5	3	9	3	4	0	0	35			
02	Michael Diggins		5-8	0-1	2-4	4 3 7	2	12	2	1	1	1	33			
03	Jacob Wiley		0-0	0-0	0-0	0 0 0	0	0	0	0	0	0	0+			
20	Jamie Ahale		4-6	3-5	0-0	0 2 2	1	11	0	0	0	0	18			
35	Travell Washington		1-1	0-0	0-0	1 0 1	2	2	2	1	0	0	6			
Team					1 0 1											
Totals			29-58	10-21	8-15	11 21 32	23	76	15	15	9	5	200			

FG % 1st Half: 19-32 59.4% 2nd half: 10-26 38.5% Game: 29-58 50.0% Deadball Rebounds 4,2  
 3FG % 1st Half: 8-13 61.5% 2nd half: 2-8 25.0% Game: 10-21 47.6%  
 FT % 1st Half: 4-8 50.0% 2nd half: 4-7 57.1% Game: 8-15 53.3%

## IUPUI 75 • 14-11, 6-6 HL

#	Player	Total		3-Ptr		Rebounds			PF	TP	A TO Blk Stl					Min
		FG-FGA	FG-FGA	FT-FTA	Off Def Tot	PF	TP	A TO Blk Stl								
24	HALL, Evan	f	4-8	0-0	2-6	2 4 6	3	10	0	2	0	1	22			
32	GOSS, Elijah	f	1-4	0-1	1-2	3 3 6	3	3	1	0	0	0	18			
05	JUSTICE, Camron	g	2-10	0-7	2-3	0 2 2	4	6	2	2	0	1	27			
22	McCALL, D.J.	g	2-8	1-2	1-2	2 2 4	4	6	3	1	0	1	27			
23	WEATHERFORD, Grant	g	4-6	0-0	2-3	2 2 4	1	10	1	2	0	1	30			
00	MINNETT, Jaylen		6-13	4-9	4-4	0 1 1	1	20	1	1	0	0	29			
04	HANSEN, Jack		2-4	1-2	0-0	2 1 3	1	5	0	0	0	1	12			
10	ROGERS, Nick		1-1	0-0	0-0	0 0 0	1	2	2	2	0	3	10			
15	ISMAIL, Ahmed		3-9	0-0	7-10	3 5 8	0	13	1	1	2	0	25			
Team					2 1 3											
Totals			25-63	6-21	19-30	16 21 37	18	75	11	11	2	8	200			

FG % 1st Half: 12-30 40.0% 2nd half: 13-33 39.4% Game: 25-63 39.7% Deadball Rebounds 10  
 3FG % 1st Half: 4-10 40.0% 2nd half: 2-11 18.2% Game: 6-21 28.6%  
 FT % 1st Half: 8-13 61.5% 2nd half: 11-17 64.7% Game: 19-30 63.3%

Officials: Josh White,Luke Schumer,Steve Honacki

Technical fouls: UIC-None. IUPUI-None.

Attendance: 1141

Score by periods	1st	2nd	Total
UIC	50	26	76
IUPUI	36	39	75

Points	In Paint	Off T/O	2nd Chance	Fast Break	Bench
UIC	34	15	6	14	25
IUPUI	30	23	17	10	40

Last FG - UIC 2nd-00:26, IUPUI 2nd-02:01.  
 Largest lead - UIC by 18 2nd-13:18, IUPUI by 1 1st-19:46.  
 UIC led for 35:19. IUPUI led for 03:12. Game was tied for 01:29.

Score tied - 3 times.  
 Lead changed - 7 times.

## GAME #26 • YOUNGSTOWN STATE 75, IUPUI 73 (YOUNGSTOWN, OHIO)

IUPUI 73 • 14-12, 6-7 HL

#	Player	Total		3-Ptr		Rebounds			PF	TP	A TO Blk Stl					Min
		FG-FGA	FG-FGA	FT-FTA	Off Def Tot	PF	TP	A TO Blk Stl								
24	HALL, Evan	f	1-5	0-0	1-4	4 5 9	3	3	2	2	5	1	24			
15	ISMAIL, Ahmed	c	5-7	0-0	5-6	4 4 8	5	15	0	3	0	0	31			
05	JUSTICE, Camron	g	3-13	1-7	7-9	0 3 3	1	14	6	1	0	3	39			
22	McCALL, D.J.	g	6-9	1-1	3-4	4 4 8	1	16	1	2	0	0	30			
23	WEATHERFORD, Grant	g	3-4	0-0	1-2	0 3 3	2	7	2	4	1	0	28			
00	MINNETT, Jaylen		2-7	1-4	0-1	1 1 2	2	5	1	2	0	1	22			
04	HANSEN, Jack		1-3	0-1	0-0	1 0 1	1	2	0	0	0	0	5			
10	ROGERS, Nick		4-6	3-5	0-0	0 3 3	1	11	2	3	0	0	21			
Team					1 1 2											
Totals			25-54	6-18	17-26	15 24 39	16	73	14	17	6	5	200			

FG % 1st Half: 10-28 35.7% 2nd half: 15-26 57.7% Game: 25-54 46.3% Deadball Rebounds 6  
 3FG % 1st Half: 2-10 20.0% 2nd half: 4-8 50.0% Game: 6-18 33.3%  
 FT % 1st Half: 8-13 61.5% 2nd half: 9-13 69.2% Game: 17-26 65.4%

## Youngstown State 75 • 11-16, 7-7 HL

#	Player	Total		3-Ptr		Rebounds			PF	TP	A TO Blk Stl					Min
		FG-FGA	FG-FGA	FT-FTA	Off Def Tot	PF	TP	A TO Blk Stl								
33	Naz Bohannon	f	1-1	0-0	0-0	2 3 5	3	2	1	3	0	1	25			
50	SALLY, John	c	1-1	0-0	1-1	1 0 1	3	3	0	0	0	1	11			
02	Jelani Simmons	g	4-13	3-6	6-7	4 1 5	2	17	1	1	0	2	28			
03	Darius Quisenberry	g	5-14	3-8	4-5	0 1 1	0	17	8	2	0	2	34			
32	Garrett Covington	g	2-7	0-1	0-0	1 1 2	2	4	0	2	0	0	32			
00	Antwan Maxwell		0-0	0-0	0-0	0 1 1	1	0	0	0	0	0	2			
13	Donel Cathcart		2-7	2-5	2-2	1 1 2	0	8	0	1	1	0	15			
21	Noe Anabir		1-2	0-0	2-4	2 3 5	5	4	1	1	2	2	19			
22	Devin Morgan		1-4	1-3	0-0	0 1 1	1	3	3	1	0	0	14			
23	Olamide Pedersen		1-2	0-0	1-2	0 1 1	2	3	0	0	0	0	6			
31	Michael Akuckie		6-7	2-3	0-1	1 2 3	3	14	0	2	0	2	14			
Team					1 1 2											
Totals			24-58	11-26	16-22	13 16 29	22	75	14	13	3	10	200			

FG % 1st Half: 12-28 42.9% 2nd half: 12-30 40.0% Game: 24-58 41.4% Deadball Rebounds 3,1  
 3FG % 1st Half: 6-13 46.2% 2nd half: 5-13 38.5% Game: 11-26 42.3%  
 FT % 1st Half: 9-13 69.2% 2nd half: 7-9 77.8% Game: 16-22 72.7%

Officials: Bill Ek, Courtney Green, Michael Kitts

Technical fouls: IUPUI-None. Youngstown State-Olamide Pedersen.

Attendance: 1697

Score by periods	1st	2nd	Total
IUPUI	30	43	73
Youngstown State	39	36	75

Points	In Paint	Off T/O	2nd Chance	Fast Break	Bench
IUPUI	34	15	14	12	18
YSU	24	24	13	18	32

Last FG - IUPUI 2nd-00:49, YSU 2nd-00:08.  
 Largest lead - IUPUI by 6 1st-16:33, YSU by 15 1st-05:34.  
 IUPUI led for 04:42. YSU led for 32:40. Game was tied for 02:32.

Score tied - 1 time.  
 Lead changed - 5 times.

## GAME #27 • YOUNGSTOWN STATE 88, IUPUI 85 (YOUNGSTOWN, OHIO)

IUPUI 86 • 14-13, 6-8 HL

#	Player	Total		3-Ptr		Rebounds			PF	TP	A TO Blk Stl					Min
		FG-FGA	FG-FGA	FT-FTA	Off Def Tot	PF	TP	A TO Blk Stl								
24	HALL, Evan	f	9-14	0-0	0-2	3 2 5	0	18	3	0	0	2	29			
15	ISMAIL, Ahmed	c	5-7	1-1	1-2	4 3 7	2	12	3	3	0	0	30			
05	JUSTICE, Camron	g	5-18	3-12	4-4	1 4 5	2	17	2	3	0	4	38			
22	McCALL, D.J.	g	6-12	1-3	5-9	4 5 9	2	18	1	1	1	4	36			
23	WEATHERFORD, Grant	g	2-3	0-0	0-1	1 0 1	4	4	1	1	0	0	27			
00	MINNETT, Jaylen		4-12	3-10	4-5	2 0 2	3	15	5	1	1	1	20			
02	KEMP, Jakob		1-1	0-0	0-2	4 0 4	2	2	0	1	0	0	5			
04	HANSEN, Jack		0-1	0-0	0-0	1 1 2	0	0	0	1	0	0	8			
10	ROGERS, Nick		0-0	0-0	0-0	0 0 0	2	0	0	0	0	0	7			
Team					3 1 4											
Totals			32-68	8-26	14-25	23 16 39	17	86	15	11	2	11	200			

FG % 1st Half: 16-32 50.0% 2nd half: 16-36 44.4% Game: 32-68 47.1% Deadball Rebounds 4  
 3FG % 1st Half: 5-12 41.7% 2nd half: 3-14 21.4% Game: 8-26 30.8%  
 FT % 1st Half: 3-4 75.0% 2nd half: 11-21 52.4% Game: 14-25 56.0%

## Cleveland State 89 • 8-20, 3-12, HL

#	Player		Total		3-Ptr		Rebounds			PF	TP	A TO Blk Stl					Min
			FG-FGA	FG-FGA	FT-FTA	Off	Def	Tot									
13	Stefan Kenic	f	0-2	0-1	0-0	1	0	1	1	0	0	0	0	0	17		
22	Jaalam Hill	f	9-14	0-1	0-0	3	3	6	5	18	4	3	3	1	31		
01	Tyree Appleby	g	7-10	5-7	7-10	1	2	3	0	26	11	5	0	1	37		
11	Dontel Highsmith	g	0-0	0-0	0-0	0	0	0	1	0	0	0	0	0	5		
25	David Payne	g	0-1	0-0	0-0	0	0	0	0	0	0	0	0	1	2		
02	Kasheem Thomas		0-0	0-0	0-0	0	1	1	1	0	0	1	0	0	6		
04	Seth Millner		6-9	3-4	2-2	3	5	8	4	17	2	0	1	0	24		
05	Rashad Williams		6-12	6-12	0-0	0	3	3	0	18	1	6	0	1	34		
12	Algevon Eichelberger		0-1	0-0	0-0	0	0	0	3	0	1	1	0	0	7		
24	Dibaji Walker		1-2	1-2	1-2	0	1	1	3	4	0	0	0	0	16		
35	Deante Johnson		3-3	0-0	0-2	2	5	7	3	6	1	0	0	2	21		